

# HOUSE VIEWS

September 2023



## A summer ending on different speeds

**Economic trends differ.** In the United States the economy remains on the particularly strong path it has enjoyed since its exit from Covid. The outlook is for a modest slowdown in activity, with households benefiting from a healthy labour market and falling inflation. Leading indicators for the Euro area and the United Kingdom look less rosy. Purchasing power will continue to be restrained by past inflation, while economic policies - both monetary and fiscal - are likely to weight on the growth outlook. China's post Covid recovery remains subdued, hampered by persistent problems in its real estate sector.

**Inflation is still falling.** The shocks that triggered the global price surge have recently receded and inflation continues to come down. Ripples could persist in the economy for some time yet, but the real hard pressure looks to be behind us. With central banks now nearing the end of their tightening cycle, interest rates are probably nearing their peak. That said, central banks are likely to stick at current levels until they can be sure the ripple effects are fading.

**Balancing equities and bonds, while tweaking regional exposure.** We are standing by our highly diverse global positioning, which has allowed us to catch the rally in equities since the start of the year, while retaining some protection against any fresh turbulence. In equities, we are now favoring the US market which stands to gain from its strong revenue growth outlook. We move to Neutral on European markets and remain Underweight emerging markets given their weaker economic conditions.

In accordance with the regulations in force, we inform the reader that this document is qualified as a promotional document.

Unless specified, all figures and statistics in this report are from Bloomberg and Macrobond on 30/08/2023, publication completion date

# OUR STRONGEST CONVICTIONS

---

## Different business dynamics

The U.S. economy would remain resilient, supported by a robust labor market as well as lower inflation. European economies are expected to experience less favorable momentum, with activity remaining sluggish. Indeed, even if labor markets are in good shape, wages have not followed the same trend as inflation, which should continue to weigh on purchasing power, while tightening of monetary policies is beginning to weigh. The outlook remains disappointing in China, with economic policy support expected to remain insufficient to offset the woes in the real estate market.

## Central banks: higher for longer

Inflation is expected to continue to decline in the coming months due to favorable base effects. However, core inflation will take time to return to a comfortable level, particularly as tensions spread in services. Central banks should therefore end their rate hike cycles, keeping them in restrictive territory for several quarters.

## Playing diversification

While we remain confident about our central scenario, the risks of further turbulence remain elevated in the context of rising interest rates but also increased geopolitical tensions. These risks encourage a continued broad diversification, with bonds again playing their role as a hedge in the event of bearish movements in equity markets as inflation is moderating.

## Preference for US and – to a lesser extent – European equity markets

U.S. equity markets should benefit from the more favorable economic momentum at the end of the year, while continuing to benefit from the enthusiasm on the artificial intelligence sector and the end of the rate hike cycle. European markets remain attractive, to a lesser extent, due to their still attractive valuations. In emerging equity markets, the still unfavourable outlook for the Chinese economy encourages us to keep exposure low.

## Take advantage of the peak in interest rates by strengthening in duration

Central bank tightening now seems to be largely priced in by bond markets, which have attractive levels of interest rates, including in real terms. Our central scenario remains one where Central banks keep rates around current levels in the coming months. However, increasing growth uncertainties create a risk of a rate cut movement. We maintain our preference for duration in our bond market exposure. We also remain overexposed to the debts of top-rated companies and US government bonds.

# OUR ASSET ALLOCATION

The table below presents the latest conclusions of our Global Investment Committee (GIC)

|              |                | Summary house views |           |   |           |    |                          |
|--------------|----------------|---------------------|-----------|---|-----------|----|--------------------------|
|              |                | UW                  | Slight UW | N | Slight OW | OW | Variation since last GIC |
| EQUITY       | GLOBAL EQUITY  |                     |           |   |           |    | =                        |
|              | United States  |                     |           |   |           |    | +                        |
|              | Euro area      |                     |           |   |           |    | -                        |
|              | United Kingdom |                     |           |   |           |    | -                        |
|              | Japan          |                     |           |   |           |    | =                        |
|              | Emerging       |                     |           |   |           |    | =                        |
| FIXED INCOME | SOVEREIGN      | GLOBAL RATES        |           |   |           |    | =                        |
|              |                | U.S. Treasuries     |           |   |           |    | =                        |
|              |                | Bunds               |           |   |           |    | =                        |
|              |                | Gilts               |           |   |           |    | =                        |
|              |                | EM Govies (\$)      |           |   |           |    | =                        |
|              | CORPORATE      | U.S. IG             |           |   |           |    | =                        |
|              |                | U.S HY              |           |   |           |    | =                        |
|              |                | EMU IG              |           |   |           |    | =                        |
|              |                | EMU HY              |           |   |           |    | =                        |
|              |                | U.K. IG             |           |   |           |    | =                        |
| FOREX        | EURUSD         |                     |           |   |           | -  |                          |
|              | USDJPY         |                     |           |   |           | =  |                          |
|              | GBPUSD         |                     |           |   |           | -  |                          |
|              | EURCHF         |                     |           |   |           | =  |                          |
| ALT.         | Commodities    |                     |           |   |           | =  |                          |
|              | Gold           |                     |           |   |           | =  |                          |
|              | Hedge funds    |                     |           |   |           | =  |                          |

# ECONOMIC OUTLOOK

## Different economic trends

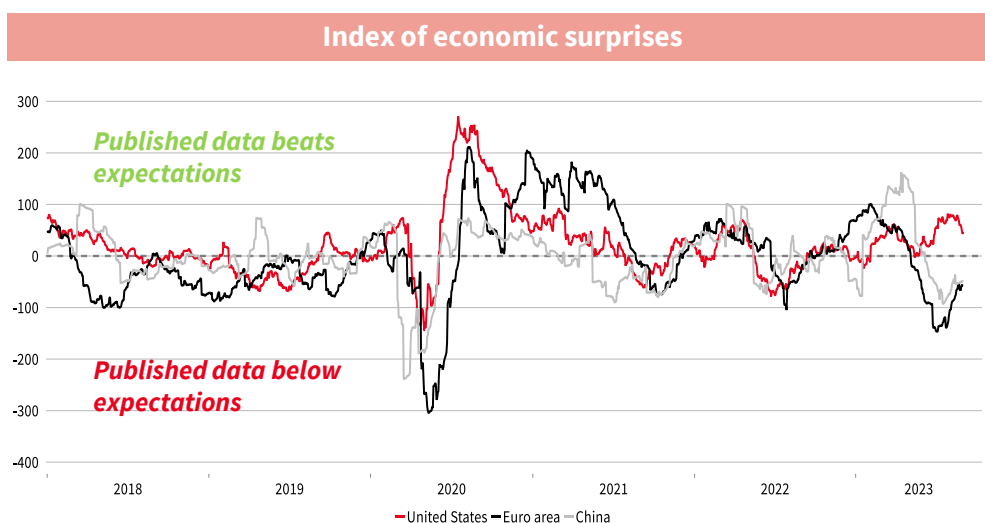


**Economic data once again showed different economic trends in the world's key economic zones. Domestic demand in the United States is still proving resilient while Europe and China continue to disappoint. Inflation has fallen further but central banks will stick with their hawkish policies until the underlying inflation pressures also normalized.**

**Domestic demand is still running strong in the United States but fading in Europe.** The United States economy remains highly resilient, and the outlook is good. Households are enjoying a continued increase in real incomes in a healthy labor market with inflation falling. Meanwhile, fiscal policy is offering real support, while monetary policy tightening has so far had only a moderate impact on activity. In Europe, the story is less rosy. While labor markets are in good shape, salaries have failed to match inflation, and this should continue to weigh on households purchasing power. At the same time, monetary policy tightening has already started to choke back credit and should constrain investment going forward.

**Rates higher for longer.** Headline inflation continues to decline in developed economies, to 5.3% in the euro area in August and 3.2% in the United States in July, largely thanks to the decline in energy prices and normalization of durable goods prices which has been ongoing for several months. One piece of good news is that underlying inflation, stripping out energy and food, continued to fall over last month. This trend will encourage central banks to end their rate hike cycle. We now see the Federal Reserve sticking for some time at 5.25-5.50% and the ECB doing likewise at 3.75% for the deposit rate. Central banks will then keep rates on hold until core inflation is back nearer target, something that could take months given current healthy jobs markets.

**China outlook remains disappointing.** The economy has been underperforming ever since Covid restrictions were lifted late last year and the two main reasons are likely to last a while yet. First, the property market is weak. Property is the main repository for households' savings, and this will likely damp down their inclination to spend. Also, the main developed markets have significantly reduced its imports from China over recent months, hampering the country's main growth driver. In this environment, Chinese inflation continues to head in the opposite direction from other economies post-Covid, with prices on a downward trend. Economic policies will therefore likely remain generally accommodative.



Past performance does not prejudice future performance. Investments may be subject to market fluctuations, and the price and value of investments and the resulting revenues may fluctuate downward and upward. Your capital is not protected, and original investments may not be recovered.

# EQUITIES

## A preference for US equities

**We remain Neutral on equity markets as a whole while adjusting our geographical picks. We now prefer US equities, given their stronger economy and earnings outlook. We remain exposed to European equities but have trimmed slightly. We remain Underweight emerging markets, particularly China**

**United States.** Having put in a strong performance in July, the US equity markets corrected slightly in August, with the S&P500 and Nasdaq both losing 1%. Behind this lay the sharp rise in long yields over the month, which squeezed the yield gap between equities and bonds. Despite this, we have increased exposure to the US equity market. One reason is that economic prospects remain good, with dynamic household consumption and an accommodative fiscal policy set to favor companies' earnings going forward. Another reason is that, with US inflation now returning to normal levels and labor market imbalances correcting, the Fed is likely to hold the Funds rate at 5.50%, capping the risk of any further surge in long yields. Finally, artificial intelligence related companies have posted better-than-expected results, boosting US indices. Hence, we increase our exposure from Neutral to Overweight.

**Euro area.** As in the United States, euro area equities corrected during August, with the leading index down 2.8%. However, unlike the United States, this mainly reflected a weakening growth outlook for the area and its key trading partners. Economic data coming out over the summer showed a slackening economy, with domestic demand shrinking in the major euro economies, damping corporate revenue outlooks. Also, China's weak post-Covid growth has affected European equity indices, particularly "Growth" stocks. Lastly, the ECB is set to keep monetary policy restrictive for some months to come, which is unhelpful for European stock prices. Having said all that, stocks continue to offer good value compared to sovereign yields, particularly "Value" stocks. We are therefore moving from Overweight to Neutral.

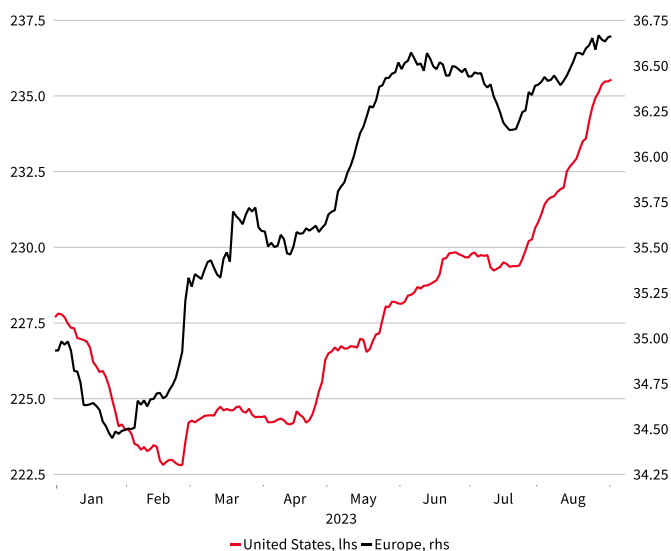
**United Kingdom.** The UK equity index followed the wider downtrend, dropping 3% in August. UK equities were hampered by weaker prospects for global growth and falling prices for industrial commodities. Also, the sharp tightening of financial conditions will hold back the property sector, bad news for banks which are a big component of the FTSE 100. We are therefore moving from Overweight to Neutral.

**Japan.** We remain at Underweight on Japanese equities. This market is still the top-performer among developed economies since the turn of the year, up by nearly 25% in local currency (10% in euro terms). However, several indicators, including salary trends, suggest it will be some time before we can call the end of deflation. The Bank of Japan is therefore likely to keep policy more accommodative than other central banks, weakening the JPY.

**Emerging markets.** We remain Underweight emerging market equities given China's disappointing economic bounceback and ongoing problems with its real estate sector. Equity markets in other emerging economies are holding up well for now, helped greatly by the trend toward "friendshoring".

| Style preferences |         |
|-------------------|---------|
|                   | Value   |
| United States     | Blended |
| Euro area         |         |
| United Kingdom    |         |

Earnings per share estimates for the next 12 months



Sources: SGPB, Macrobond, 01/09/2023

Past performance does not prejudice future performance. Investments may be subject to market fluctuations, and the price and value of investments and the resulting revenues may fluctuate downward and upward. Your capital is not protected, and original investments may not be recovered.



# FIXED INCOME

## Duration remains attractive



**We remain neutral on bond markets, increasing our exposure to long maturities, in light of the expected end of the central bank tightening cycle and the easing of inflationary pressures.**

### Rates

**United States.** Volatility was the big theme for Treasuries over the summer. Yields on the 10-year T-bond rose sharply at first, from 3.8% at end-July to nearly 4.3% by mid-August, before falling back to 4.1%. The real 10-year yield also surged, to 2%, a high since 2007. This strong volatility reflects the resilient US economy, driven in large part by strong consumption. Confirmation that inflation is converging towards 2% for both goods and services should give the Fed space to hold policy rates at 5.25-5.50%. But the resilient labor market will encourage it to maintain its restrictive tone for some quarters to come. All in all, the upside on yields should remain limited and we are standing by our Overweight on Treasuries as both nominal and real yields are attractive.

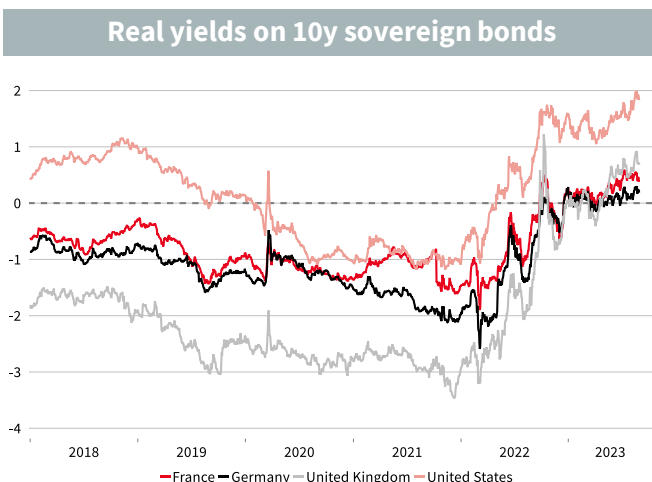
| Duration preferences |       |        |      |
|----------------------|-------|--------|------|
|                      | Short | Medium | Long |
| United States        |       |        |      |
| Euro area            |       |        |      |
| United Kingdom       |       |        |      |

**Euro area.** In contrast to the US, yields on euro area sovereign debt held broadly stable over the summer. The 10-year bund dropped back to 2.50%, having touched 2.70% mid-August, while the 10-year OAT ended the month at 3%. Yields paid by peripheral economies also held steady. The 10-year BTP continued to pay 4.1%, making it the top performing sovereign bond by total return this year. The desynchronization with US rates is explained by the euro area's sluggish economic performance. Also, as inflation is gradually coming back down to more normal levels, we think the ECB has likely topped out the rate-hike cycle in Q2 2023. Overall, given risks to growth and less attractive real yields than in the United States, we remain Neutral on zone sovereign bonds with a preference for duration.

**United Kingdom.** Gilts mirrored the story in the euro zone, holding firm at 4.30% throughout August. Growth remains poor for a British economy facing tight monetary conditions and structural constraints. The Bank of England looks set to hike its policy rate further from its current 5.25% as the core inflation trend is stronger than in the euro zone or United States, at 6.9% in July versus 5.5% for the zone and 4.7% for the US. We remain Neutral on Gilts.

### Credit

**U.S and Euro area credit.** We remain Overweight investment grade corporate credits which continue to pay good returns. We remain Underweight high yield credits given their risks in a higher interest rate environment.



Past performance does not prejudice future performance. Investments may be subject to market fluctuations, and the price and value of investments and the resulting revenues may fluctuate downward and upward. Your capital is not protected, and original investments may not be recovered.

# CURRENCIES

## A return to Neutral stance on the US dollar



**After playing the decline of the dollar, we move to Neutral on the euro/dollar and sterling/dollar parities. These movements reflect the end of central bank tightening cycles and the widening gap in growth dynamics.**

**Dollar index.** During the month of August, the dollar appreciated against the major developed and emerging currencies. Against developed currencies, the appreciation of the dollar reflects the growth differential between the United States and the rest of the economies. In Asia, the dollar appreciated by 3.6% against the Korean Won, 2% against the Chinese Yuan and 1% against the Indian rupee. While these movements reflect doubts about Chinese growth, they are also explained by broadly accommodative monetary policies against the dollar in a context of lower inflation in Asia. In other emerging economies, the dollar remained stable against the Mexican peso but gained ground against the Brazilian real following the start of monetary loosening in Brazil.

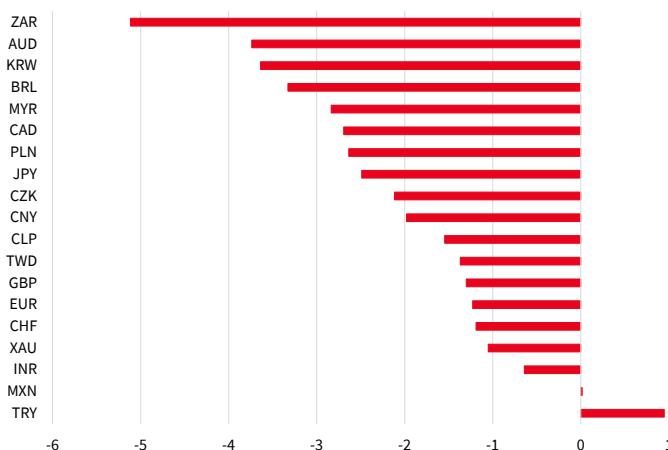
**EUR/USD.** During the month of August, the euro fell by 1.2% against the dollar to reach 1.08 due to changes in the rate differential. The ECB and the Fed reached their peak monetary tightening at 3.75% and 5.50% in a context where inflation in both economies converges towards the 2% target. However, US long rates have risen more than European long rates due to different growth dynamics, favoring the US currency. Thus, as we expect stable interest rates short-term spread but a slight widening of the long-term spreads, we move from Overweight to Neutral on the EUR/USD parity.

**GBP/USD.** We are also moving from Overweight to Neutral on GBP/USD. Like the euro, the British currency fell 1.30% against the dollar amid a widening long-term interest rate spread. While the Bank of England should continue its tightening cycle, with a terminal rate at 5.75% against 5.25% at the end of August, we believe that the growth momentum gap will also favor the US currency.

**EUR/JPY.** We remain overweight EUR/JPY. The Japanese currency continues to decline against the euro amid a widening interest rate spread. Indeed, Japan maintains, for the moment, its yield curve control regime where the Bank of Japan holds its course at 1% for the 10-year JGB. Markets are still expecting a gradual exit from this regime, given that core inflation in Japan reached 3.2% in May and core inflation 4.2%. Nevertheless, nominal wage growth remains very weak (0.9% year-on-year in April) and is expected to delay the BoJ's exit from this monetary regime.

**EUR/CHF.** We remain underweight EUR/CHF. Inflation in Switzerland remains well below European inflation (1.5% for core inflation against 5.3% in the Eurozone) supporting the Swiss currency. In addition, the SNB is also continuing its tightening cycle – with an anticipated terminal rate of 2% in 2023 (compared to 1.75% currently) – and the reduction of its foreign exchange reserves. In any case, the CHF retains its role as a safe haven in a context of still high financial and geopolitical risks.

### FX change in August vs USD, %



Past performance does not prejudice future performance. Investments may be subject to market fluctuations, and the price and value of investments and the resulting revenues may fluctuate downward and upward. Your capital is not protected, and original investments may not be recovered.

# ALTERNATIVES

## A limited appeal in a context of high rates



The context of high interest rates makes diversification into alternative categories less attractive. We maintain our Neutral stance on commodities and gold. While hedge funds remain a valuable diversification tool, they remain less attractive than interest rate products.

### Commodities and Gold

**Commodities.** The price of Brent oil has recovered, rising more than 10% over the summer to nearly 80 USD/bl. This increase mainly reflects the impact of OPEC+ production cuts and the stabilization of inventories in developed economies. In Europe, the price of natural gas is normalizing to its level at the beginning of 2021, in a context of still high inventories and low demand. On the industrial metals side, they remain generally on a downward trend, due to the weakness of the Chinese economic recovery.

**Gold.** Gold has remained relatively stable in recent weeks amid easing inflationary pressures and positive real interest rates. We remain Neutral on gold after taking the profits from our overexposure.

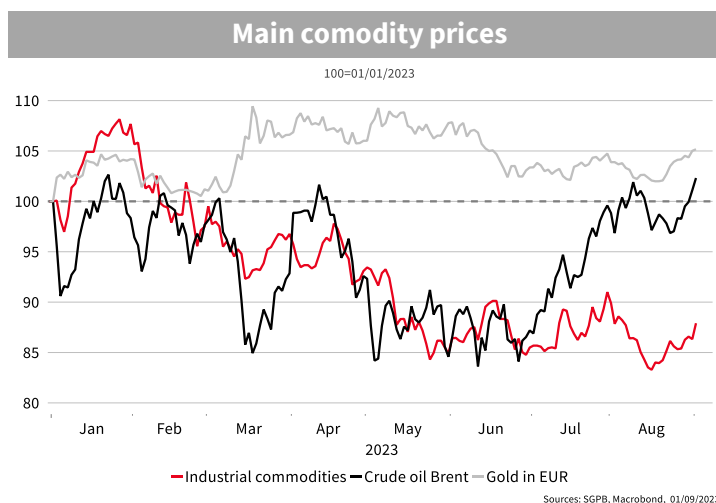
### Hedge Funds

**Long/Short Equity.** Higher volatility and dispersions, coupled with the cycle nearing its end, should offer rich pickings for Long/Short Equity plays, at least those that follow non-directional strategies.

**Event Driven.** Rising interest rates are bad for M&A and make this fund category less appealing.

**Fixed Income Arbitrage.** With rates on the rise, there are opportunities for funds playing sovereign debt. We retain our relative interest in funds positioned in the credits segment.

**Global Macro / CTA.** Commodity Trading Advisers (CTAs) are still doing well out of their traditional protection against market volatility, but the current period does not seem to offer the best entry point.



Past performance does not prejudice future performance. Investments may be subject to market fluctuations, and the price and value of investments and the resulting revenues may fluctuate downward and upward. Your capital is not protected, and original investments may not be recovered.



# IMPORTANT INFORMATION – PLEASE READ

## GENERAL INFORMATION

This document is a marketing communication issued by Société Générale Private Banking which is the business line of the Société Générale Group operating through its headquarters within Société Générale S.A. in France and its network (departments or separate legal entities (branches or subsidiaries), hereinafter the “Entities”), located on the various below-mentioned territories, acting under the brand name "Societe Generale Private Banking" and distributors of the present document.

In accordance with MiFID as implemented in France, this publication should be treated as a marketing communication providing general investment recommendations. This document has not been prepared in accordance with regulatory provisions designed to promote the independence of investment research and Societe Generale, as an investment services provider, is not subject to any prohibition on dealing in the products mentioned herein before the dissemination of this document.

Reading this document requires skills and expertise to understand the financial markets and the economic and financial information included. If it is not the case, please contact your private banker to no longer be a recipient of this document. Otherwise, we should consider that you have all the required skills to understand the document. In case you no longer wish to receive the document, please inform by written your private banker who will take all the necessary measures.

This material has been prepared solely for informational purposes and has no contractual value.

This material does not constitute an offer of purchase, sale, or subscription in any of the asset classes presented herein, nor a solicitation of such an offer, nor is it an offer to invest in asset classes. Nothing in this document should be construed as constituting investment advice or personal recommendation to any investor or its agent. Information contained herein is not intended to provide a basis on which to make an investment decision.

Any investment may have tax consequences and Société Générale Private Banking and its Entities do not provide tax advice. The level of taxation depends on individual circumstances and tax levels and bases may change. In addition, this document is not intended to provide accounting, tax or legal advice and should not be relied upon for accounting, tax or legal purposes. Independent advice should be sought where appropriate.

The accuracy, completeness or relevance of the information provided is not guaranteed although it has been drawn from sources believed to be reliable. The information and opinions expressed in this document were produced as at the date of writing and are subject to change without notice.

This material has not been prepared regarding specific investment objectives, financial situations, or the particular needs of any specific entity or person. Investors should make their own appraisal of the risks and should seek their own financial and legal advice regarding the appropriateness of investing in any asset classes or participating in any investment strategy.

The asset classes presented herein may be subject to restrictions regarding certain persons or in certain countries under national regulations applicable to said persons or in said countries. It is the responsibility of any person in possession of this document to inform themselves and to comply with the legal and regulatory provisions of the relevant jurisdiction. This document is not intended for distribution to any person or in any jurisdiction where such distribution would be restricted or illegal. In particular, it may not be distributed in the United States, nor may it be distributed, directly or indirectly, in the United States or to any US Person.

## GENERAL RISKS

Some of the asset classes mentioned may present various risks, imply a potential loss of the entire amount invested or even an unlimited potential loss, and may therefore only be reserved for a certain category of investors, and/or only be suitable for well-informed investors who are eligible for these asset classes. In addition, these asset classes must comply with the Societe Generale Group's Code of Tax Conduct.

The price and value of investments and the income derived from them may go down as well as up. Changes in inflation, interest rates and exchange rates may adversely affect the value, price and income of investments denominated in a currency other than that of the client. Any simulations and examples contained in this document are provided for illustrative purposes only. This information is subject to change because of market fluctuations, and the information and opinions contained herein may change. Société Générale Private Banking and its Entities do not undertake to update or amend this document and will not assume any liability in this regard.

This document is for information purposes only and investors should make their investment decisions without relying on this document. Société Générale Private Banking and its Entities shall not be liable for any direct or indirect loss arising from any use of this document or its contents. Société Générale Private Banking and its Entities do not make any warranty, express or implied, as to the accuracy or completeness of this information or as to the profitability or performance of any asset class, country, or market.

Past performance is not a reliable indicator of future results. The value of an investment is not guaranteed, and the valuation of investments may fluctuate.

# IMPORTANT INFORMATION – PLEASE READ

Forecasts of future performance are based on assumptions which may not materialized. The scenarios presented are an estimate of future performance based on evidence from the past on how the value of this investment varies, and/or current market conditions and are not an exact indicator. What investors will get will vary depending on how the market performs and how long they keep the investment/product. Future performance is subject to taxation which depends on the personal situation of each investor and which may change in the future.

For a more complete definition and description of the risks, please refer to the prospectus of the product or other legal information document as the case may be (as applicable) before making any final investment decisions.

This document is confidential, intended exclusively for the person to whom it is addressed, and may not be communicated or made known to third parties (except for external advisers and provided that they themselves respect confidentiality), nor reproduced in whole or in part, without the prior written agreement of Société Générale Private Banking and its Entities.

## CONFLICTS OF INTEREST

The Societe Generale Group maintains an effective administrative organization that takes all necessary measures to identify, control and manage conflicts of interest. To this end, Societe Generale Private Banking and its Entities have put in place a conflict of interest policy to prevent conflicts of interest, including information Chinese walls.

This document contains the views of SGPB teams. Société Générale trading desks may trade, or have traded, as principal on the basis of the expert(s) views and reports. In addition, SGPB teams receive compensation based, in part, on the quality and accuracy of their analysis, client feedback, revenues of their entity of the Société Générale group and competitive factors.

As a general matter, entities within the Société Générale group may make a market or act as a principal trader in securities referred to in this report and can provide banking services to the companies mentioned in that document, and to their subsidiary. Entities within the Société Générale group may from time-to-time deal in, profit from trading on, hold on a principal basis, or act as advisers or brokers or bankers in relation to securities, or derivatives thereof, or asset class(es) mentioned in this document.

Entities within the Société Générale group may be represented on the supervisory board or on the executive board of such persons, firms or entities.

Employees of the Société Générale group, or persons/entities connected to them, may from time to time have positions in or hold any of the investment products/ asset class(es) mentioned in this document.

Société Générale may acquire or liquidate from time-to-time positions in the securities and/or underlying assets (including derivatives thereof) referred to herein, if any, or in any other asset, and therefore any return to prospective investor(s) may directly or indirectly be affected.

Entities within the Société Générale group are under no obligation to disclose or consider this document when advising or dealing with or on behalf of customers.

In addition, Société Générale may issue other reports that are inconsistent with and reach different conclusions from the information presented in this report and is under no obligation to ensure that such other reports are brought to the attention of any recipient of this report.

Société Générale group maintains and operates effective organisational and administrative arrangements taking all reasonable steps to identify, monitor and manage conflicts of interest. Société Générale Private Banking and its Entities have put in place a management of conflicts of interest policy designed to prevent conflicts of interest giving rise to a material risk of damage to the interests of its clients. For further information, please refer to the management of conflicts of interest's policy, which was provided.

## SPECIFIC INFORMATION PER JURISDICTION

**France** : Unless expressly stated otherwise, this document is published and distributed by Société Générale, a credit institution providing investment services authorised by and under the prudential supervision of the European Central Bank ("ECB") (located at ECB Tower, Sonnemannstraße 20, 60314 Frankfurt am Main, Germany) within the Single Supervisory Mechanism and supervised by the Autorité de Contrôle Prudentiel et de Résolution (located at 4, Place de Budapest, CS 92459, 75436 Paris Cedex 09) and the Autorité des Marchés Financiers ("AMF") (located at 17 Pl. de la Bourse, 75002 Paris). Societe Generale is also registered with the ORIAS as an insurance intermediary under the number 07 022 493 orias.fr.

Societe Generale is a French public limited company with a capital of EUR 1 010 261 206,25 as of February 1st, 2023, whose registered office is located at 29 boulevard Haussmann, 75009 Paris, and whose unique identification number is 552 120 222 R.C.S. Paris. Further details are available on request or at [www.privatebanking.societegenerale.com](http://www.privatebanking.societegenerale.com)

# IMPORTANT INFORMATION – PLEASE READ

**Luxembourg:** This document is distributed in Luxembourg by Societe Generale Luxembourg, a credit institution which is authorized and regulated by the Commission de Surveillance du Secteur Financier (“CSSF”) under the prudential supervision of the European Central Bank- ECB, and whose head office is located at 11, avenue Emile Reuter – L 2420 Luxembourg. Further details are available on request or can be found at <https://www.societegenerale.lu/>. No investment decision whatsoever may result from solely reading this document. Societe Generale Luxembourg accepts no responsibility for the accuracy or otherwise of information contained in this document. Societe Generale Luxembourg accepts no liability or otherwise in respect of actions taken by recipients on the basis of this document only and Societe Generale Luxembourg does not hold itself out as providing any advice, particularly in relation to investment services. The opinions, views and forecasts expressed in this document (including any attachments thereto) reflect the personal views of the author(s) and do not reflect the views of any other person or Societe Generale Luxembourg unless otherwise mentioned. Societe Generale Luxembourg has neither verified nor independently analyzed the information contained in this document. The Commission de Surveillance du Secteur Financier has neither verified nor independently analysed the information contained in this document.

**Monaco:** The present document is distributed in Monaco by Societe Generale Private Banking (Monaco) S.A.M., located 11 avenue de Grande Bretagne, 98000 Monaco, Principality of Monaco, governed by the ‘Autorité de Contrôle Prudentiel et de Résolution’ and the ‘Commission de Contrôle des Activités Financières’. The financial products marketed in Monaco can be reserved for qualified investors in accordance with the Law No. 1339 of 07/09/2007 and Sovereign Ordinance No 1.285 of 10/09/2007. Further details are available upon request or on [www.privatebanking.societegenerale.com](http://www.privatebanking.societegenerale.com).

**Switzerland:** This document is an advertising according to the Financial Services Act (“FinSA”). It is distributed in Switzerland by Societe Generale Private Banking (Suisse) SA (“SGPBS”), whose head office is located rue du Rhône 8, CH-1204 Geneva. SGPBS is a bank authorized by the Swiss Financial Market Supervisory Authority (“FINMA”). This document was prepared outside of Switzerland. Consequently, the Directives of the “Association Suisse des Banquiers” (ASB) on the independence of investment research do not apply to this document.

Nothing contained herein shall constitute, or shall be deemed to constitute, investment advice or a recommendation by SGPBS. This document does not offer an opinion or a recommendation on a specific company or security. SGPBS has neither verified nor independently analyzed the information contained in this document. SGPBS accepts no responsibility for the accuracy or otherwise of information contained in this document. The opinions, views and forecasts expressed in this document reflect the personal views of the author(s) and SGPBS accepts no liability for it. Users are advised to seek professional advice before applying any information contained in this document to their own particular circumstances.

This document does not constitute a prospectus pursuant to articles 652a and 1156 of the “Code Suisse des obligations”. The financial products, including collective investment schemes and structured products referred to in this document can only be offered in compliance with the FinSA. Further details are available on request or can be found at [www.privatebanking.societegenerale.com](http://www.privatebanking.societegenerale.com).

This document is not distributed neither by SG Kleinwort Hambros Bank Limited in the United Kingdom, nor by its branches in Jersey, Guernsey and Gibraltar together operating through the brand name “SG Kleinwort Hambros”. Consequently, the information and potential offers, activities and financial information contained in this document do not apply to these entities and may neither be authorized by these entities or adapted on these territories. Further information on the activities of the private banking entities of Société Générale located in the territories of the United Kingdom, the Channel Islands and Gibraltar, including additional legal and regulatory details can be found at: [www.kleinworthambros.com](http://www.kleinworthambros.com).

*© Copyright Societe Generale Group 2021. All rights reserved. Any unauthorised use, duplication, redistribution or disclosure in whole or in part is prohibited without the prior consent of Societe Generale. The key symbols, Societe Generale, Societe Generale Private Banking and Kleinwort Hambros are registered trademarks of Societe Generale. All rights reserved.*