

# MONTHLY HOUSE VIEWS

## May 2021



## Up?

### Macro

Many recent business confidence surveys have reached multi-year highs – the US Institute of Supply Management’s manufacturing index reached the highest level since 1983 in March – as rapid progress in vaccinations has bolstered confidence in cyclical recovery. Moreover, year-on-year growth figures in the second quarter will show an extremely strong rebound from 2020’s recession low. Liquidity is abundant and fiscal spending is being ramped up – President Biden recently launched a \$1.8 trillion (tn) programme to invest in education and families, taking total plans since December for new spending over the next few years to 36.5% of GDP. Despite the recent spike in coronavirus infections to new highs driven by India, we continue to expect a synchronised global recovery by year end.

### Central Banks

Abundant liquidity, lavish fiscal spending and skyrocketing commodity prices have sparked a turn upwards in inflation expectations, leading many investors to fret about imminent tightening in monetary policy. Although the Bank of Canada recently started to reduce the pace of asset purchases (“taper”), we do not expect the Federal Reserve (Fed) or the European Central Bank (ECB) to follow suit for now. Indeed, the ECB recently announced a “significantly higher” pace in asset purchases over Q2 and the Fed still does not plan to raise rates before end 2023. Moreover, neither expects this year’s spike in inflation to last. All in all, monetary policy is likely to remain extremely supportive for many quarters to come.

### Markets

The macro environment should continue to foster risk appetite among investors. Cyclical recoveries tend to favour stock markets and inflows to equity funds worldwide have been robust – Bank of America calculates that subscriptions over the past five months have been higher than the aggregate over the preceding twelve years. Even if the spike in inflation does prove transitory, ultra-low bond yields do not look sustainable and we expect them to resume their rise, pushing bond prices lower. The difference in yield between corporate bonds and sovereigns (known as the “spread”) remains narrow, offering little value for investors. We remain bullish on the euro against the US dollar – growth differentials should favour the single currency in the second half.

### Bottom line

We have made no changes to our asset allocation this month. The environment continues to favour equities and we remain Overweight, with a focus on those markets – such as Europe and Japan – which should benefit most from cyclical recovery. We also continue to recommend a blend of “Value” – stocks which rank as cheap on ratios such as price-to-book-value, dividend yield and price-to-earnings – and fast-expanding “Growth” sectors in portfolios. We remain Underweight on bond markets – especially advanced economy sovereign bonds – while highlighting the attraction of some emerging market issuers, for example China. Among diversification tools, we are Neutral on both gold and hedge funds.

In accordance with the applicable regulation, we inform the reader that this material is qualified as a marketing document.

CA25/H1/21

Unless otherwise specified, all statistics and figures in this report were taken from the following sources on 29/04/2021: Bloomberg and Datastream.



# OUR ASSET ALLOCATION

The table below presents the latest conclusions of our Global Investment Committee

		Summary house views				
		Strong U/W	U/W	N	O/W	Strong O/W
<b>EQUITY</b>	<b>GLOBAL EQUITY</b>				■	
	United States			■		
	Eurozone				■	
	United Kingdom				■	
	Japan				■	
	Emerging				■	
<b>FIXED INCOME</b>	<b>GLOBAL RATES</b>		■			
	<b>U.S. Treasuries</b>	■				
	U.S. Breakeven			■		
	<b>Bunds</b>	■				
	EMU Breakeven			■		
	<b>Gilts</b>	■				
	Gilts Breakeven			■		
	<b>EM Govies (\$)</b>			■		
	<b>U.S. IG</b>		■			
	<b>U.S. HY</b>		■			
	<b>EMU IG</b>		■			
	<b>EMU HY</b>		■			
	<b>UK IG</b>		■			
	<b>UK HY</b>		■			
<b>Duration USD*</b>		■				
<b>Duration EUR*</b>		■				
<b>Duration GBP*</b>		■				
<b>FOREX</b>	<b>EURUSD</b>				■	
	<b>USDJPY</b>			■		
	<b>GBPUSD</b>			■		
	<b>EURCHF</b>				■	
	<b>EM FX (vs. USD)</b>			■		
<b>CMDTY</b>	<b>Brent</b>			■		
	<b>Gold</b>			■		
<b>ALTERNATIVE</b>	<b>ALT. STRATEGIES</b>			■		
	L/S Equity			■		
	Event-Driven				■	
	FI Arbitrage			■		
	Global Macro / CTAs			■		

O/W      Positioning  
 Overweight  
 N        Neutral  
 U/W     Underweight

\*Duration  
 Long – 7-10 years  
 Intermediate – 5-7 years  
 Short – 3-5 years

## EQUITIES

<b>United States</b>	We remain Neutral on US equities, which reached new all-time highs in mid-February and stress the importance of diversifying into more cyclically-sensitive, undervalued sectors.
<b>Eurozone</b>	Eurozone equities resumed the outperformance begun in November as markets reacted to excellent vaccine trial results. We continue to be Overweight the region with a preference for more cyclically-sensitive sectors.
<b>UK</b>	We remain Neutral given stringent lockdown restrictions and Brexit disruptions, which will have a strong impact on the UK economy.
<b>Switzerland</b>	The market is dominated by high-quality, defensive stocks, which should help cushion any downside.
<b>Japan</b>	We remain Overweight on Japanese equities, which recently reached levels not seen since early 1991 but this time without any exaggeration in valuations.
<b>Emerging (EM)</b>	We expect a stronger recovery in growth in Emerging countries than in advanced economies. We continue to hold a strong Overweight position.

## FIXED INCOME

<b>Sovereigns</b>	Government bonds remain unattractive, offering negligible or negative yields to investors. We are Strong Underweight.
<b>Duration*</b>	We still prefer shorter-dated bonds across markets, which are less sensitive to any rises in rates.
<b>Inflation-linked</b>	Inflation is likely to return to lower levels after this spring's spike higher. We are Neutral.
<b>Investment Grade</b>	Spreads have tightened further towards historic lows. We remain Underweight.
<b>High Yield</b>	High Yield remain close to historic lows and we've stuck to an Underweight stance.
<b>Emerging debt (in € and \$)</b>	We continue to recommend a Neutral position, with a particular focus on Asian issuers given better macro fundamentals.

## CURRENCIES

<b>EUR/USD</b>	We expect range-bound trading, but the second half of the year should favour the euro zone as it begins to catch up with the US in vaccinations and economic growth.
<b>GBP/USD</b>	Sterling has gained 1% over April thanks to signs of strong recovery from the coronavirus crisis.
<b>EUR/GBP</b>	Post-Brexit disruptions may weigh on sterling against the euro in coming months.
<b>USD/JPY</b>	We forecast that USD/JPY will consolidate just below current levels but expect increased volatility as risk sentiment waxes and wanes.
<b>EUR/CHF</b>	We expect a sharp economic recovery in the euro zone in H2 which should further alleviate any lingering upward pressure on the franc.
<b>Emerging</b>	With US rates set to grind gradually higher, we expect EM currencies to trade sideways for now.

## ALTERNATIVES

<b>Hedge funds</b>	Our preferred strategies are Special Situations, directional L/S Equity, discretionary Global Macro and CTAs.
<b>Gold</b>	We expect a decline in real rates, which should help gold prices consolidate their recovery from March's lows.
<b>Oil</b>	Rising oil demand as economies reopen will be met by increased output, leaving prices in a range.

Source: SGPB, 30/04/2021

\* Duration: short = 3-5 years, medium = 5-7 years, long = 7-10 years

HY = High Yield bonds (higher return but greater risks), IG = Investment Grade bonds (higher quality but lower return)

# ECONOMIC OUTLOOK

## Spring in the Air

A robust macroeconomic backdrop continues to anchor the dazzling momentum in risk assets as a renaissance in global demand for goods is met by accelerating appetite for services whilst lockdowns ease and vaccinations proliferate.

The momentum from a buoyant first quarter has carried through into the spring with April witnessing another strong month for both global economic indicators and risk assets. While manufacturing has been in a renaissance of sorts since last year with global demand for physical goods soaring following the pandemic, demand for services – the bulk of economic activity in advanced economies – also appears to be accelerating now as lockdowns ease and vaccinations proliferate.

In the euro zone, the Purchasing Managers Index (PMI) for services rose to 50.3 last month – with 50 marking the dividing line between growth and contraction, this is the first expansionary signal since last August. In China, consumer sentiment strengthened to the highest on record in February amid hopes of post-pandemic recovery, pushing the services PMI up to 54.3. The recovery in services confidence in the UK and US is even more extraordinary, with each registering PMI figures above 60 in April. It is no coincidence that both lead the world’s large countries in terms of vaccinations, with the UK and the US having administered at least one dose of a coronavirus vaccine to huge swathes of their respective populations (50% and 42%). The resurgence in services is a critical factor behind what is a spectacular macroeconomic surge. In April, the International Monetary Fund upgraded its global growth projections to 6% for 2021 and 4.4% in 2022. This growth is also translating into strong corporate earnings. For US equities, the earnings growth rate for

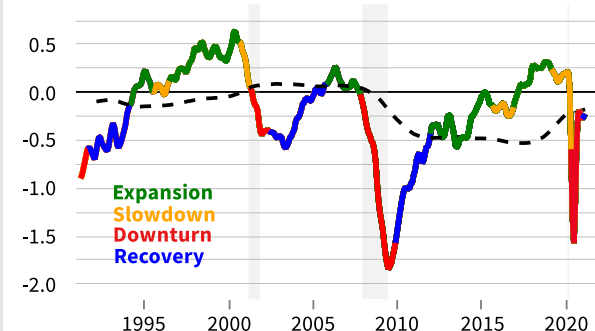
this year is expected to be about 27%, followed by 13% next year; the 52-week forward expectations for revenues, profit margins and earnings have all risen to record highs. The euro zone and the UK should also have banner years for earnings growth, 38% and 55%, respectively, albeit from deeper troughs.

For now, this robust macroeconomic backdrop continues to anchor the dazzling momentum in risk assets. Admittedly, valuations for these assets are elevated by any historical measure, which is a cause of concern. However, we have been tolerant of higher valuations given what remains a historically low interest rate environment – future cash flows are worth more when discounted by lower rates, leaving low-yielding fixed income assets looking relatively unattractive.

We are also cognisant of the dangers. With such a strong economic backdrop, further rises in rates are possible, which is one of the chief risks for the ongoing bull market and its extended valuations. Nonetheless, we remain sanguine and believe it unlikely that rates will skyrocket for many months to come, if not years. This is primarily guided by our view that inflation expectations should remain anchored at low levels. This year should see higher prices as economies reopen and pent-up consumer demand is unleashed, but this should prove transitory – gaps between actual and potential output still gape wide, there is enormous slack in the labour market and huge underutilised capacity in commercial real estate.

**Bottom line.** Historic highs in business sentiment mean that there is little room for higher euphoria levels and we would expect PMI surveys to ease lower by year end. Nonetheless, our macro cycle indicator shows we are still in recovery territory (see chart), typically a supportive environment for risk assets. Despite the concerns raised by extended valuations and investor complacency, we continue to call for a “risk-on” stance in asset allocation.

Our macro cycle indicator shows we are back in recovery territory



Source: SGPB, Macrobond, 30/04/2021

Past performance should not be seen as an indication of future performance. Investments may be subject to market fluctuations, and the price and value of investments and the income derived from them can go down as well as up. Your capital may be at risk and you may not get back the amount you invest.

# FIXED INCOME

## Little Appeal

Today's environment of reflating economies and spiralling debt issuance to finance fiscal largesse presents a challenging backdrop for bonds. Our convictions are unchanged – Strong Underweight in sovereigns and Underweight in “credit” (i.e., IG and HY corporate bonds).

### Sovereigns

**US.** After a rapid rise from 0.51% last August to 1.74% at end March, 10-year Treasury yields have paused for breath as bond prices have recovered (yields move inversely to prices). These moves have been driven by rising inflation expectations – fiscal spending is massive and raw material prices are rising sharply – and the dissipation of pandemic worries as investors look forward to steady reduction in lockdown restrictions. Although we expect this year's rise in inflation to be transitory (see Economic Outlook on page 5), we see Treasury yields trending higher towards 2.0% over the next year.

**Eurozone.** Yields on 10-year German Bunds have followed a similar upward trajectory to US Treasuries, recently matching end-2019 levels at -0.20%. The size of the move has been more modest than in the US, given that deflationary factors are more firmly entrenched in the euro zone which remains mired in recession. Moreover, the ECB has stepped up the pace of its €1.85 tn asset purchase programme to €24.9 bn per week since Easter versus a €18.3 bn average in February, helping keep yields low. Nonetheless, with cyclical recovery looming in the second half (H2), we expect Bund yields to follow Treasuries higher.

**UK.** The yields on 10-year sovereign bonds (“gilts”) have also risen sharply from last August's all-time lows of 0.08% to 0.85%. Investor confidence has been bolstered by the UK's world-leading progress in vaccinations but inflation expectations are also a factor – 10-year breakevens (calculated by subtracting yields on inflation-linked bonds from those on fixed-coupon gilts) has risen to 3.49%, close to the highest level since 2008.

### Credit

**US.** We moved Underweight in IG bonds in early January, judging that tight yield spreads offered little protection against any rise in Treasury yields and so it has proved – the sector has registered negative performance year-to-date. Looking ahead, spreads have tightened further to 96 bp, close to 2018's historical lows, and we see little reason to change stance. HY spreads at 294 bp are close to 2007's pre-crash lows and also offer little appeal.

**Eurozone.** Yields on euro IG bonds have risen modestly from -0.02% in mid-December to 0.16% and remain deeply unattractive with headline inflation set to rise further from March's 1.3%. Downside in prices will be cushioned by faster ECB purchases but we remain Underweight. HY bonds in EUR have registered steady performance in recent months on the coattails of the rally in euro zone equities. However, yields remain close to historic lows and we've stuck to an Underweight stance.

**UK.** IG spreads over gilts are back at historical lows as are those on speculative-grade bonds, offering little value for income-seeking investors. The macro backdrop remains supportive but such narrow spreads will provide little protection if conditions deteriorate, for example if inflation were to break decisively higher. We remain Underweight.

### Emerging Market (EM) debt

Despite rising US rates, EM sovereign bonds in USD still look attractive, offering yields of around 4.5%. Our preferred region is Asia where credit quality is generally higher and where the macro backdrop remains supportive. Among local currency bonds, we highlight the attractions of Chinese government bonds, where yields have held steady this year around 3.2% and which offer potential currency gains.

After a rapid rise, 10-year Treasury yields have paused



Source: SGPB, Macrobond, U.S. Department of Treasury, 29/04/2021

Past performance should not be seen as an indication of future performance. Investments may be subject to market fluctuations, and the price and value of investments and the income derived from them can go down as well as up. Your capital may be at risk and you may not get back the amount you invest.

# EQUITIES

## Uptrend Intact

Inflows to global equity markets have been extremely strong since November’s vaccine announcements, pushing many indices to all-time highs. Year-on-year (YoY) comparisons in GDP and earnings growth will reach their highs in Q2. Investors should rotate portfolios towards a balanced mix between Growth and Value.

**US.** With US Treasury yields easing lower in April, stocks rallied hard to reach new all-time highs. Rising yields are a key risk for equity valuations – a higher discount rate reduces the net present value of future cash flows. Optimism was also bolstered by robust corporate profits for Q1 – with over half of S&P 500 members having reported, earnings are up 52% YoY, 24% higher than consensus forecasts.

Valuations, however, are demanding – the price-to-cash flow ratio is currently 49% above its average over the past decade – and signs of exuberant optimism abound with speculation rife in large and small companies alike. We continue to encourage investors to balance portfolios between Growth – where we find much of the overvaluation – and Value in more cyclically-sensitive sectors like Consumer Discretionary, Materials or Energy. Looking ahead, we believe that investors will rotate portfolios away from the US to diversify in laggard markets like Europe and Japan and, as a result, we remain Neutral.

**Eurozone.** In late April, euro zone equities reached their highest level since early 2008 on the back of rising optimism about post-pandemic recovery. Vaccination programmes accelerated last month helping bring new COVID-19 infection rates down and governments have begun to announce roadmaps for easing lockdown restrictions. We expect a synchronised global recovery in H2 with economies which suffered deep recessions (such as the euro zone) outperforming those where the downturn was milder (for example, the US).

Moreover, the sector breakdown across euro zone markets is skewed towards more cyclically-sensitive Value stocks. As a result, the analyst consensus expects a sharp acceleration in euro zone earnings growth this year to 38.4%, outstripping the 26.9%

growth they forecast for US equities. Valuations no longer look cheap but the index pays an estimated dividend yield of 2.7%, an attractive source of income compared to high-quality corporate bonds paying only 0.16%. We remain Overweight.

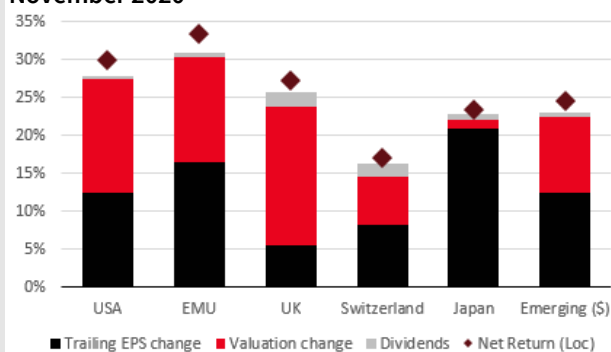
**UK.** We keep our Overweight in UK equities. Earnings growth this year will outstrip most other developed markets – the consensus expects +54.5% YoY – and the UK is the cheapest market we follow. It trades on a 6% discount in price-to-cash flow compared to the last decade’s average and pays a 4% dividend yield. With over half of the population having received at least one vaccine jab, the country is gradually easing lockdown restrictions which should boost cyclical recovery and bolster investor sentiment.

**Switzerland.** Swiss equities proved their resilience during the COVID-19 crisis as investors sought exposure to high-quality defensive stocks. Since the announcement of successful vaccine trials in early November however, Swiss stocks have lagged more cyclically-sensitive markets elsewhere in Europe. Fundamentals remain solid – net profit margins recently reached new highs – which should provide downside protection.

**Japan.** After tracking global stock markets closely since end 2019, Japanese equities underperformed in April, with no real catalysts other than some modest JPY strength against the dollar and the reintroduction of pandemic restrictions. Analysts have continued to revise earnings forecasts higher – +5.7% over the past three months – while valuations remain relatively attractive. Japan is well-positioned to thrive on strong Asia-Pacific trade and growth and we remain Overweight.

**Emerging Markets.** After peaking in mid-February, EM equities have given up part of their outperformance over the past twelve months. Nonetheless, we remain constructive. The International Monetary Fund recently upgraded its 2021 GDP growth estimate to 6.7%. Analysts continue to revise earnings expectations higher, particularly in Latin America and Eastern Europe (+13.9% and +13.4% respectively over the past 3 months). And valuations remain reasonable at 14.7 times 12-month forward earnings. EM look set for long-term outperformance and we remain Overweight.

Performance breakdown (in local currencies) since November 2020



Past performance should not be seen as an indication of future performance. Investments may be subject to market fluctuations, and the price and value of investments and the income derived from them can go down as well as up. Your capital may be at risk and you may not get back the amount you invest.

# CURRENCIES

## FX to Follow Growth Differentials

With US Treasury yields easing lower, the dollar has followed suit, enabling both developed and emerging market currencies to regain some ground. We expect a synchronised cyclical recovery in H2 which should trigger another bout of weakness in the dollar.

**Dollar Index.** Following a precipitous fall last year, the trade-weighted US dollar has regained its composure, up about 1% year-to-date. However, April once again witnessed a sell off as fears of dollar debasement in the face of enormous US stimulus were raised. Collectively, President Biden’s spending plans equate to about 27% of GDP, pushing up inflation expectations which, in turn, are pushing real yields on 10-year US Treasuries back down to about -0.80%.

**EUR/USD.** April saw a strong surge in the euro, with the single currency rising by over 3% from \$1.17 to \$1.21, crossing the psychological \$1.20 hurdle and reversing much of its year-to-date losses. However, the euro zone is not out of the woods – GDP contracted by 0.6% over the first quarter, lagging well behind the US which grew 1.6%. For now, we expect range-bound trading, but the second half of the year should favour the euro zone as it begins to catch up with the US in vaccinations and economic growth.

**GBP/USD.** The UK shows signs of strong recovery from the coronavirus crisis. The composite purchasing managers index (PMI) rose to 60 in April, from 56.4 the previous month and the highest level since November 2013. Moreover, with restrictions on mobility and social interaction coming down, retail sales in Great Britain rose 5.4% in March compared with the previous month, far above the 1.5% expected. Sterling has gained 1% over April, but GBP/USD is still struggling to break above 1.40 for now.

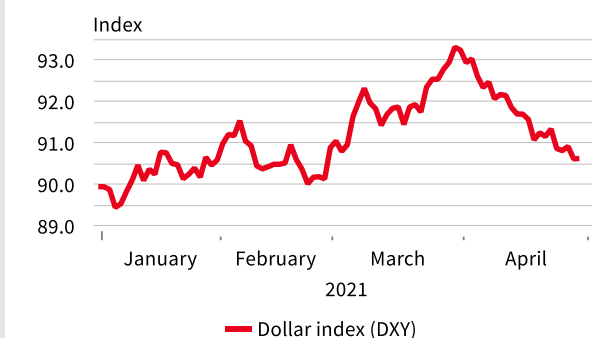
**USD/JPY.** USD/JPY has retreated from overbought levels in late-March around 111 after a rapid Q1 rally from 103 in early January to settle just under 109 in April. However, expectations of US fiscal spending and reflation have widened Treasury yield differentials versus Japanese Government Bonds, and that should keep the US dollar well bid. Looking ahead, we forecast USD/JPY to consolidate just below current levels but expect increased volatility as risk sentiment waxes and wanes.

**EUR/CHF.** As we expected, the EUR/CHF exchange rate has continued to consolidate in a very narrow band between 1.10 and 1.11 after shooting up from 1.08 to 1.11 in February. With the euro resurgent against the greenback in recent months, the Swiss National Bank has been able to wind down its currency interventions for now. We expect a sharp economic recovery in the euro zone in H2 which should further alleviate any lingering upward pressure on the franc.

**EM currencies.** With US Treasury yields easing lower over April, JP Morgan’s index of emerging currencies has regained much of the ground lost in March – as many emerging nations borrow in greenbacks, traders fear periods of rising rates and dollar strength. Fundamentals remain mixed – Turkey’s President recently fired its central bank governor, who had attempted to raise rates to buttress the currency and cap inflation, whereas Brazil, Mexico, Indonesia and India have all seen dramatic improvement in their current account balance during the pandemic. With US rates set to grind gradually higher, we expect EM currencies to trade sideways for now.

**USD/CNY.** Economic activity in China has snapped back from 2020’s draconian lockdown – YoY growth hit 18.3% in Q1 while the trade surplus continues to grow – and the authorities have begun to roll back some of last year’s policy easing measures. This stands in stark contrast with Washington’s fiscal profligacy and chronic trade and current account deficits. Chinese government bonds still yield a healthy premium to US Treasuries and it is no surprise that the CNY looks like resuming its upward march against the dollar.

The US dollar has fallen back against major currencies



Source: SGPB, Macrobond, ICE, 29/04/2021

Past performance should not be seen as an indication of future performance. Investments may be subject to market fluctuations, and the price and value of investments and the income derived from them can go down as well as up. Your capital may be at risk and you may not get back the amount you invest.



## ALTERNATIVES

### Rising Jewellery Demand for Gold

Rising oil demand as economies reopen will be met by increased output, leaving prices in a range. Gold prices should stabilise once real rates fall back. In hedge funds, our preferred strategies are Special Situations, directional L/S Equity, discretionary Global Macro and CTAs.

#### Commodities

##### Oil

At their meeting in late March, OPEC and its allies (OPEC+) decided to commence gradual increases in output, by 350,000 barrels per day (b/d) in May, another 350,000 in June and over 440,000 for July. The cartel and Russia believe that demand should continue to recover steadily – the US and UK have made rapid progress in vaccinating their populations and have eased travel restrictions, helping improve mobility measures and thirst for oil.

Despite the recovery in oil prices – up 32% year-to-date – the increase in US oil rigs has been sluggish since last summer’s lows. It takes time and capital to add new rigs and numbers remain around 50% below pre-pandemic levels. As a result, US output remains around 2 mb/d below pre-crisis levels, which has probably emboldened OPEC+ in its increases – major players like Saudi Arabia are reluctant to let prices rise too high for fear of encouraging a new US shale boom.

Nonetheless, we expect US production to rise steadily from here along with additional OPEC+ increases, which will help meet post-pandemic demand. All in all, Brent prices should continue to trade between \$60 and \$70 /b in coming months.

##### Gold

Central bank gold purchases continued their recovery in Q1, up 20% to 95 tonnes (t). However, buying remained well below the 250t record highs in Q3 2018. The -10% fall in gold prices in Q1 sparked heavy outflows of -178t from gold-backed ETFs – bullion came under pressure as real rates (i.e., after inflation) rose steadily over the quarter.

On the other hand, demand for gold bars and coins was stimulated by lower prices and investors accumulated an aggregate 340t over the quarter, well above the 5-year quarterly average of 249t. Jewellery demand also continued its recovery from last year’s slump, up 52% YoY to 477t. The improvement was particularly noteworthy in China – where demand reached 191t, the highest quarterly total since 2015 – and India, thanks to a cut in import duties.

Looking ahead, we expect a decline in real rates – 10-year yields should continue to rise but inflation is likely to rise faster over spring and summer – which should help gold prices consolidate their recovery from March’s lows.

#### Hedge funds

##### Long/Short (L/S) Equity

Our Neutral allocation is split between an Overweight view on more Directional managers and an Underweight in Market Neutral funds, which hedge out most exposures to swings in the market. The former should benefit from the bull market in global stocks while the latter face rapid switches between sectors and style factors, although their bias to Value may help.

##### Event Driven

The environment remains supportive. 2021 has been a record year so far for M&A, while Merger Arbitrage managers have also traded successfully in SPACs (Special Purpose Acquisition Companies, newly-listed stocks which seek mergers with promising private companies). Special Situations funds also remain attractive – their idiosyncratic positions are often difficult to hedge, leaving sensitivity to rising stock markets.

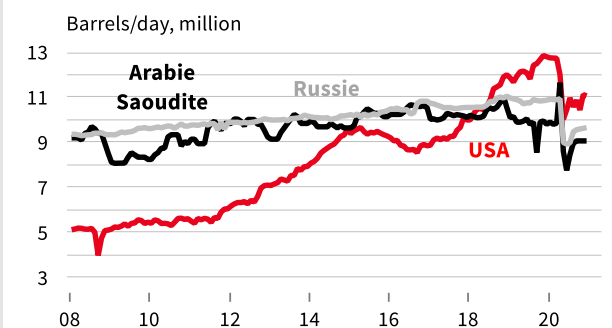
##### Fixed Income Arbitrage

The opportunity set for L/S Credit is constrained by a backdrop of rising Treasury yields and fundamental support for historically tight credit spreads. There is little room for spreads to narrow further in USD or EUR but abundant liquidity and cyclical recovery should prevent much widening in coming months.

##### Global Macro / CTAs

Trend-followers (known as Commodity Trading Advisors, or CTAs) have built positions in solid momentum in commodities and equities, which should continue to drive returns, but have little exposure to rates or currencies. Among Global Macro managers, we continue to prefer discretionary traders to systematic funds, given their greater ability to take tactical advantage of new opportunities.

#### Oil production has started to increase



Source: SGPB, Macrobond, EIA, 03/2021

Past performance should not be seen as an indication of future performance. Investments may be subject to market fluctuations, and the price and value of investments and the income derived from them can go down as well as up. Your capital may be at risk and you may not get back the amount you invest.

## IMPORTANT INFORMATION – PLEASE READ

Societe Generale Private Banking is a division of the Societe Generale Group operating through its head office within Societe Generale S.A. and its network (subsidiaries, branches or departments of Societe Generale S.A.) located in the countries mentioned hereafter which use the “Societe Generale Private Banking” and “Kleinwort Hambros” brands, and which distribute this document.

### Subject of the document

This document has been prepared by experts of the Societe Generale Group, and more particularly of Societe Generale Private Banking division, to provide you with information relating to certain financial and economic data. The names and functions of the people who prepared this document are indicated on the first pages of the document.

**This document is a marketing communication that has not been prepared in accordance with legal requirements designed to promote the independence of investment research and the investment service provider is not subject to any prohibition on dealing ahead of the dissemination of investment research.**

In order to read and understand the financial and economic information included in this document, you will need to have knowledge and experience of financial markets. If this is not the case, please contact your advisor so that you no longer receive the document. Unless you do this, we shall consider that you have the necessary skills to understand this document.

Please note that this document only aims to provide simple information to help you in your investment or disinvestment decisions, and that it does not constitute a personalised recommendation. You remain responsible for any liabilities that arise. You remain responsible for the management of your assets, and you take your investment decisions freely. Moreover, the document may mention asset classes that are not authorised/marketed in certain countries, and/or which might be reserved for certain categories of investors. Therefore, should you wish to make an investment, as the case may be and according to the applicable laws, your advisor within the Societe Generale Private Banking entity of which you are a client will check your eligibility for this investment and whether it corresponds to your investment profile.

Should you not wish to receive this document, please inform your private banker in writing, and he/she will take the appropriate measures.

### Conflicts of interest

This document contains the views of Societe Generale Private Banking’s experts. Societe Generale Private Banking trading desks may trade, or have traded, as principal on the basis of the expert(s) views and reports. In addition, Societe Generale Private Banking’s experts receive compensation based, in part, on the quality and accuracy of their analysis, client feedback, revenues of their entity of the Societe Generale Group and competitive factors.

As a general matter, entities within the Societe Generale Group may make a market or act as a principal trader in securities referred to in this report and can provide banking services to the companies mentioned in that document, and to their subsidiary. Entities within the Societe Generale Group may from time to time deal in, profit from trading on, hold on a principal basis, or act advisers or brokers or bankers in relation to securities, or derivatives thereof, or asset class(es) mentioned in this document.

Entities within the Societe Generale Group may be represented on the supervisory board or on the executive board of such persons, firms or entities.

Employees of the Societe Generale Group, or persons/entities connected to them, may from time to time have positions in or hold any of the investment products/ asset class(es) mentioned in this document.

Entities within the Societe Generale Group may acquire or liquidate from time to time positions in the securities and/or underlying assets (including derivatives thereof) referred to herein, if any, or in any other asset, and therefore any return to prospective investor(s) may directly or indirectly be affected.

Entities within the Societe Generale Group are under no obligation to disclose or take into account this document when advising or dealing with or on behalf of customers.

In addition, Societe Generale Private Banking may issue other reports that are inconsistent with and reach different conclusions from the information presented in this report and are under no obligation to ensure that such other reports are brought to the attention of any recipient of this report.

Societe Generale Group maintains and operates effective organisational and administrative arrangements taking all reasonable steps to identify, monitor and manage conflicts of interest. To help the Societe Generale Private Banking Entities to do this, they have put in place a management of conflicts of interest policy designed to prevent conflicts of interest giving rise to a material risk of damage to the interests of Societe Generale Private Banking's clients. For further information, Societe Generale Private Banking's clients can refer to the management of conflicts of interests policy, which was provided to them by the Societe Generale Private Banking entity of which they are clients.

### General Warning

This document, which is subject to modifications, is provided for information purposes only and has no legal value.

This material has been prepared for information purposes only and is not intended to provide investment advice nor any other investment service. The document does not constitute and under no circumstances should it be considered in whole or in part as an offer, a personal recommendation or advice from any of the Societe Generale Private Banking entities, regarding investment in the asset classes mentioned therein.

Some products and services might not be available in all Société Générale Private Banking entities. Their availability in your jurisdiction may be restricted depending on local laws and tax regulations. In addition, they have to comply with Societe Generale Group Tax Code of Conduct. You should be aware that the investment to which this material relates may involve numerous risks. The amount of risk may vary but can expose you to a significant risk of losing all of your capital, including a potential unlimited loss. Accordingly these products or services may be reserved only for a certain category of eligible investors such as those who are sophisticated and familiar with these types of investment and who understand the risks involved. Furthermore, accessing some of these products, services and solutions might be subject to other conditions, amongst which is eligibility. Your private banker is available to discuss these products, services and solutions with you and to check if they can respond to your needs and are suitable for your investor profile. Accordingly, before making an investment decision, a potential investor, as the case may be and according to the applicable laws, will be questioned by his or her advisor within the Societe Generale Private Banking entity, of which the investor is a client, regarding his eligibility for the envisaged investment, and the compatibility of this investment with his investment profile and objectives.

Before any investment, the potential investor should also consult his own independent financial, legal and tax advisers in order to obtain all the financial, legal and tax information which will allow him to appraise the characteristics and the risks of the envisaged investment and the pertinence of the strategies discussed in this document, as well as the tax treatment of the investment, in the light of his own circumstances.

Prior to any investment, a potential investor must be aware of, understand and sign the related contractual and informative information, including documentation relating to risks. The potential investor has to remember that he should not base any investment decision and/or instructions solely on the basis of this document. Any financial services and investments may have tax consequences and it is important to bear in mind that the Societe Generale Private Banking entities, do not provide tax advice. The level of taxation depends on individual circumstances and such levels and bases of taxation can change. In addition, this document is not intended to provide, and should not be relied on for, accounting, tax or legal purposes and independent advice should be sought where appropriate.

Investment in some of the asset classes described in this document may not be authorised in certain countries, or may be restricted to certain categories of investors. It is the responsibility of any person in possession of this document to be aware of and to observe all applicable laws and regulations of relevant jurisdictions. This document is not intended to be distributed to people or in jurisdictions where such distribution is restricted or illegal. It is not to be published or distributed in the United States of America and cannot be made available directly or indirectly in the United States of America or to any U.S. person.

The price and value of investments and the income derived from them can go down as well as up. Changes in inflation, interest rates and exchange rates may have adverse effects on the value, price and income of investments issued in a different currency from that of the client. The simulations and examples included in this document are provided for informational and illustration purposes alone. The present information may change with market fluctuations, and the information and views reflected in this document may change. The Societe Generale Private Banking entities disclaim any responsibility for the updating or revising of this document. The document's only aim is to offer information to investors, who will take their investment decisions without relying solely on this document. The

Societe Generale Private Banking entities disclaim all responsibility for direct or indirect losses related to any use of this document or its content. The Societe Generale Private Banking entities do not offer no implicit or explicit guarantees as to the accuracy or exhaustivity of the information or as to the profitability or performance of the asset classes, countries and markets concerned.

The historical data, information and opinions provided herein have been obtained from, or are based upon, external sources that the Societe Generale Private Banking entities believe to be reliable, but which have not been independently verified. The Societe Generale Private Banking entities shall not be liable for the accuracy, relevance or exhaustiveness of this information. Information about past performance is not a guide to future performance and may not be repeated. Investment value is not guaranteed and the value of investments may fluctuate. Estimates of future performance are based on assumptions that may not be realised.

This document is confidential. It is intended exclusively for the person to whom it is given, and may not be communicated or notified to any third party (with the exception of external advisors, on the condition they themselves respect this confidentiality undertaking). It may not be copied in whole or in part without the prior written consent of the relevant Societe Generale Private Banking entity.

### Specific warnings per jurisdiction

**France:** Unless otherwise expressly indicated, this document has been issued and distributed by Societe Generale, a French bank authorised and supervised by the *Autorité de Contrôle Prudentiel et de Résolution*, located at 4, Place de Budapest, CS 92459, 75436 Paris Cedex 09, under the prudential supervision of the *European Central Bank* (“ECB”), and under the control of the *Autorité des Marchés Financiers* (“AMF”). Societe Generale is also registered at ORIAS as an insurance intermediary under the number 07 022 493 orias.fr. Societe generale is a French Société Anonyme with its registered address at 29 boulevard Haussman, 75009 Paris, with a capital of EUR 1,066,714, 367.50 on 1<sup>st</sup> August 2019 and unique identification number 552 120 222 R.C.S. Paris. Further details are available on request or can be found at [www. http://www.privatebanking.societegenerale.fr/](http://www.privatebanking.societegenerale.fr/).

**Luxembourg:** This document has been distributed in Luxembourg by Societe Generale Bank & Trust (“SGBT”), a credit institution which is authorised and regulated by the *Commission de Surveillance du Secteur Financier* (“CSSF”) under the prudential supervision of the *European Central Bank* (“ECB”), and whose head office is located at 11 avenue Emile Reuter – L 2420 Luxembourg. Further details are available on request or can be found at [www.sgbt.lu](http://www.sgbt.lu). No investment decision whatsoever may result from solely reading this document. SGBT accepts no responsibility for the accuracy or otherwise of information contained in this document. SGBT accepts no liability or otherwise in respect of actions taken by recipients on the basis of this document only and SGBT does not hold itself out as providing any advice, particularly in relation to investment services. The opinions, views and forecasts expressed in this document (including any attachments thereto) reflect the personal views of the author(s) and do not reflect the views of any other person or SGBT unless otherwise mentioned. SGBT has neither verified nor independently analysed the information contained in this document. The CSSF has neither verified nor analysed the information contained in this document.

**Monaco:** The present document has been distributed in Monaco by Société Générale Private Banking (Monaco) S.A.M., located 13, 15 Bd des Moulins, 98000 Monaco, Principality of Monaco, governed by the *Autorité de Contrôle Prudentiel et de Résolution* and the *Commission de Contrôle des Activités Financières*. The Financial products marketed in Monaco can be reserved for qualified investors in accordance with Law No. 1339 of 07/09/2007 and Sovereign Ordinance No 1.285 of 10/09/2007. Further details are available upon request or on [www.privatebanking.societegenerale.mc](http://www.privatebanking.societegenerale.mc).

**Switzerland:** This document has been communicated in Switzerland by Société Générale Private Banking (Suisse) SA (« SGPBS »), whose head office is located at rue du Rhône 8., CH-1204 Geneva. SGPBS is a bank authorized by the *Swiss Financial Market Supervisory Authority* (“FINMA”). Further details are available on request or can be found at [www.privatebanking.societegenerale.ch](http://www.privatebanking.societegenerale.ch).

This document (i) does not provide any opinion or recommendation about a company or a security, or (ii) has been prepared outside of Switzerland for the « Private banking ». Therefore, the Directives of the Swiss Bankers Association (SBA) on the Independence of Financial Research do not apply to this document.

This document has not been prepared by SGPBS. SGPBS has neither verified nor independently analyzed the information contained in this document. SGPBS accepts no responsibility for the accuracy or otherwise of information contained in this document. The opinions, views and forecasts expressed in this document reflect the personal views of the relevant author(s) and shall not engage SGPBS' liability.

This document is not a prospectus within the meaning of articles 652a and 1156 of the Swiss Code of Obligations.

This document is issued by the following companies in the Kleinwort Hambros Group under the brand name Kleinwort Hambros:

**United Kingdom:** SG Kleinwort Hambros Bank Limited is authorised by the Prudential Regulation Authority and regulated by the Financial Conduct Authority and the Prudential Regulation Authority. The firm reference number is 119250. The company is

incorporated in England and Wales company registration under number 964058 and its registered address is 5th Floor, 8 St James's Square, London, England, SW1Y 4JU.

**Channel Islands:** Kleinwort Hambros is the brand name of SG Kleinwort Hambros Bank (CI) Limited, which is regulated by the Jersey Financial Services Commission for banking, investment, money services and fund services business. The company is incorporated in Jersey under company registration number company registration 2693 and its registered address is PO Box 78, SG Hambros House, 18 Esplanade, St Helier, Jersey JE4 8PR.

SG Kleinwort Hambros Bank (CI) Limited – Guernsey Branch is regulated by the Guernsey Financial Services Commission for banking, investment and money services business. Its address is PO Box 6, Hambro House, St Julian's Avenue, St Peter Port, Guernsey, GY1 3AE. The company (including the branch) is also authorised and regulated by the UK Financial Conduct Authority in respect of UK regulated mortgage business and its firm reference number is 310344. The Company (including the branch) is not authorised or regulated by the UK Financial Conduct Authority for accepting UK bank deposits nor is it permitted to hold deposits in the UK.

Kleinwort Hambros is the brand name of SG Kleinwort Hambros Trust Company (CI) Limited, which is regulated by the Jersey Financial Services Commission in the conduct of trust company business and fund services business and by the Guernsey Financial Services Commission in the conduct of fiduciary services business. The company is incorporated in Jersey under company registration number 4345 and its registered address is SG Hambros House, PO BOX 197, 18 Esplanade, St Helier, Jersey, JE4 8RT. Its address in Guernsey is PO Box 86, Hambro House, St Julian's Avenue, St Peter Port, Guernsey, GY1 3ED.

This document has not been authorized or reviewed by the JFSC or FCA.

**Gibraltar:** SG Kleinwort Hambros Bank (Gibraltar) Limited is authorised and regulated by the Gibraltar Financial Services Commission for the conduct of banking, investment and insurance mediation business and its firm reference is 419436. The company is incorporated in Gibraltar under company registration number 01294 and its registered address is 32 Line Wall Road, Gibraltar.

Kleinwort Hambros is part of Societe Generale Private Banking, which is part of the wealth management arm of the Societe Generale Group. Societe Generale is a French Bank authorised in France by the Autorité de Contrôle Prudentiel et de Résolution, located at 4, Place de Budapest, CS 92459, 75436 Paris Cedex 09 and under the prudential supervision of the European Central Bank. It is also authorised by the Prudential Regulation Authority and regulated by the Financial Conduct Authority and the Prudential Regulation Authority.

Further information on the Kleinwort Hambros Group including additional legal and regulatory details can be found at: [www.kleinworthambros.com](http://www.kleinworthambros.com)

<http://www.privatebanking.societegenerale.com>

© Copyright Societe Generale Group 2021. All rights reserved. Any unauthorised use, duplication, redistribution or disclosure in whole or in part is prohibited without the prior consent of Societe Generale. The key symbols, Societe Generale, Societe Generale Private Banking and Kleinwort Hambros are registered trademarks of Societe Generale. All rights reserved.





## Societe Generale

SA Capital EUR 1,066,714,367.50 at 31 December 2019

Registered under Paris RCS N°552 120 222

## Societe Generale Private Banking

Tour Société Générale

17, Cours Valmy

75886 – Paris Cedex 18

France

<http://www.privatebanking.societegenerale.com>



Societe Generale is a member of Ecofolio and participates in the financing of paper recycling. This document was printed on paper from sustainably managed forests.