

# QUARTERLY HOUSE VIEWS

## Q4 2021



## The Economic Recovery is Battling Headwinds

### Solid growth scenario maintained but more risks on the horizon

The economic recovery is expected to remain solid over the coming quarters, especially in the developed economies, with normalising labour markets and still very accommodating monetary financial conditions. However, growth is likely to remain heterogeneous amongst world regions and its strength may be affected by a number of different risks. Those risks include: how countries manage the covid crisis (especially the lower vaccination rates in the United States), persistent friction in production and supply chains, a sharper slowdown in China (zero-Covid policy, “common prosperity” policies and Evergrande crisis), as well as budget uncertainties in the United States.

### Choice of a more conservative portfolio allocation

Against this backdrop of higher risks, we have chosen a conservative allocation, by adopting notably a Neutral position on the equity markets. However, we remain Overweight the European equity markets, which continue to offer attractive catch-up potential, in an environment that remains underpinned by abundant liquidity. We continue to expect long-term interest rates to gradually increase, and as such are maintaining our Underweight to the bond markets.

### Seeking alternative performance and protection from potential instability

We are Overweight the “alternative” asset class, which could benefit from ongoing abundant market liquidity and provide attractive opportunities in terms of returns. Moreover, in order to protect ourselves against market instability, we are overweighting the dollar and gold in our allocation.

In accordance with the applicable regulation, we inform the reader that this material is qualified as a marketing document. CA25/H1/21  
Unless otherwise specified, all statistics and figures in this report were taken from Bloomberg and Datastream on 24/09/2021

# OUR STRONGEST CONVICTIONS

---

## **Solid growth scenario maintained but more risks on the horizon**

Economic growth is expected to remain solid over the coming quarters, especially in the developed economies, thanks to normalising labour markets and monetary and financial conditions that are still accommodating. However, growth is likely to remain heterogeneous amongst world regions and its strength may be affected by a number of different risks.

## **Inflation expected to remain transitory**

The recent price pressures reflect mostly transitory factors. Inflation is expected to return to more comfortable levels for central banks in most countries by the end of 2022.

## **An overall conservative tone in the equity markets, with an overweight position maintained in the European markets**

Against a backdrop of higher risks, we have opted for a conservative allocation by adopting a Neutral position in the equity markets. However, European equity markets continue to show an interesting potential to catch up.

## **Rebalancing in favour of cyclical and value stocks**

We continue to favour a balanced mix of cyclical sectors such as materials, industrials, financials, consumer cyclicals and energy, and value stocks.

## **Emerging debt offers a rare source of return**

In a bond market that is not very attractive to investors, emerging market debt is doing well by offering a very attractive risk/return profile.

## **Gold and hedge funds, good assets for diversification**

To the extent that global government bonds offer negative inflation-adjusted returns, they are less useful today as a diversification tool than they once were. Gold and hedge funds remain our favourite sources of low-correlation return potential.

# OUR ASSET ALLOCATION

The table below presents the latest conclusions of our Global Investment Committee

		Summary house views					Change since last GIC
		Strong U/W	U/W	N	O/W	Strong O/W	
<b>EQUITY</b>	<b>GLOBAL EQUITY</b>						-
	United States						
	Eurozone						
	United Kingdom						
	Japan						
	Emerging						
<b>FIXED INCOME</b>	<b>SOVEREIGN</b>						
	GLOBAL RATES						
	U.S. Treasuries						
	Bunds						
	Gilts						
	EM Govies (\$)						
	<b>CORPORATE</b>						
	U.S. IG						
	U.S. HY						
	EMU IG						
	EMU HY						
	UK IG						
	UK HY						
<b>FOREX</b>	EURUSD						-
	USDJPY						
	GBPUSD						
	EURCHF						-
	EM FX (vs. USD)						
<b>ALTERNATIVES</b>	Brent						
	Gold						
	Hedge funds						+

# ECONOMIC OUTLOOK

## Riskier Growth after Peak Recovery

Economic growth is expected to remain solid over the coming quarters, especially in the developed economies, thanks to normalising labour markets and still accommodating monetary and financial conditions. However, growth is likely to remain heterogeneous amongst world regions and its strength may be affected by a number of different risks.

Economic growth continued to recover rapidly on the back of major support from public authorities, the roll-out of effective vaccines and the resumption of several economic activities. Global GDP is currently higher than its pre-pandemic level, leading us to believe that the peak recovery is behind us. Growth is expected to remain solid over the coming quarters, especially in the developed economies, thanks to normalising labour markets and still accommodating monetary and financial conditions. However, different risks could impact the strength of the recovery.

Firstly, the **trend in the Covid situation** remains uncertain and uneven depending on the ability of countries to “live with Covid”. In countries where vaccination is reaching relatively high rates – such as Europe and the United States – social-distancing rules that are hampering economic activity will continue to be relaxed, allowing the recovery to continue. However, in countries that still have lower vaccination rates or are continuing to impose strict public health policies, public health restrictions could have a greater impact on their economies, depending on how the virus tracks. As a result, there is a risk of substantial disparity in the world’s different regional economies.

In addition, the **Chinese economic slowdown** may be more substantial than expected. Indeed, maintaining a zero Covid policy has caused a slowdown in domestic demand and restricted China’s production capacities. Furthermore, the country’s “common prosperity” policies could also hamper the

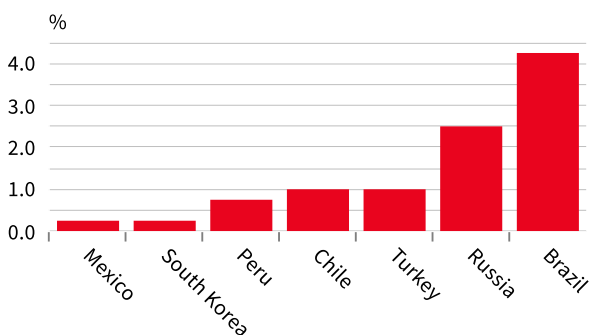
short-term trend even though they should have a positive impact in the longer term. Finally, the collapse of Evergrande could trigger a sharper slowdown in the real estate markets, which are a major driver of activity in China.

The Covid crisis also continues to cause **persistent difficulties for some sectors and production chains**. These difficulties are putting pressure on the costs of some inputs, which may threaten business margins or inflation if some of those costs can be passed through to resale prices. The majority of these recent price pressures reflect temporary factors. In most countries, inflation is expected to return to pre-pandemic levels in 2022. While these pressures should remain transitory, they do present a risk worth watching, especially for the emerging economies where there is an increased risk of stagflation (high inflation and weak growth).

Finally, contrasting approaches persist in terms of **support policies** in developed and emerging economies. The United States is expected to be the leading driver of growth in global demand, with macroeconomic policies that should remain expansionary. The Euro zone is expected to reduce its fiscal support, but remain accommodating nonetheless, and the ECB will only very gradually withdraw its pandemic support measures. However, the emerging economies will be hampered by price rises and foreign exchange pressures. Several central banks in these countries have already tightened monetary policy. From a fiscal standpoint, support will also be limited.

Against this backdrop, the developed economies’ **central banks** are expected to maintain an accommodating tone, even if they do begin to taper their sovereign bond purchases. In so doing, they should adapt to the gradual reduction in the States’ financing needs. In China, where the central bank had taken a step toward easing its policy before the summer, the economic uncertainties will confirm this move toward a more accommodating monetary policy.

YTD change in policy rates



Source: SGPB, Macrobond, 24/09/2021

Past performance should not be seen as an indication of future performance. Investments may be subject to market fluctuations, and the price and value of investments and the income derived from them can go down as well as up. Your capital may be at risk and you may not get back the amount you invest.

# FIXED INCOME

## Limited appeal

The current environment with its ongoing recovery is tough for bonds. We are sticking with our strong Underweight on sovereign debt in developed economies and our Underweight on credit. We maintain our Overweight to emerging market sovereign debt to profit from some attractive yields.

### Sovereigns

**US.** After their sharp rise early in the year, yields on 10-year Treasuries tightened over the summer to steady around 1.30%. This is linked to fresh pandemic fears, which dominated over inflationary concerns. Our scenario for coming months sees a continuation of the economic recovery, with the labour market getting back to normal and a fall-off in inflation to nearer the Fed's target levels. This should be accompanied by an upward drift in Treasury bond yields towards 2.25% over the next twelve months. We remain at strong Underweight.

**Euro zone.** 10-year German Bund yields have followed a similar path to US Treasuries, recently getting back to around -0.3%. The ECB is still running a major asset purchase programme, helping keep yields low and limiting inter-country spreads between single currency states. However, the last quarter has confirmed recovery is underway and Bund yields should now track Treasury yields upward. We remain at strong Underweight.

**UK.** Yields on the 10-year Gilt tightened slightly to near 0.8% having risen in the first few months of the year. Rate rises look set to resume after the rapid rollout of the United Kingdom's vaccination programme and market expectations of monetary tightening as from next year. We remain at strong Underweight.

### Credit

**US.** States We cut IG exposure to Underweight in early January, thinking that tight yields offered meagre protection against any rise in Treasury yields. This was exactly what happened, and sector performance has been limited since the start of the year. Short-dated spreads tightened further to 90 bps, close to their all-time lows of 2018, and we see no reason to revise our view. HY spreads at 309 bps, close to their post-crash lows of 2007, are unappealing.

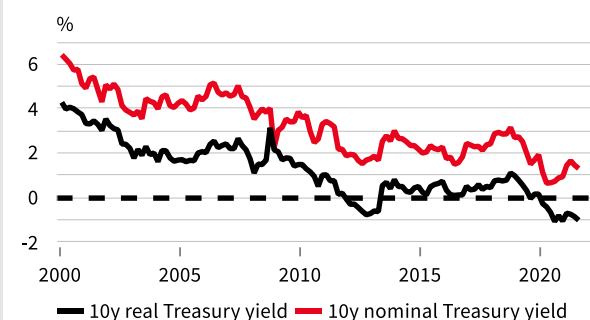
**Euro zone.** At just 0.4% yields on euro-denominated IG bonds are especially unattractive with underlying inflation running at 1.6% in August. These rock-bottom yields offer little in the way of upside. We remain at strong Underweight. HY is hardly more attractive with yields still close to April's all-time low and spreads around 285 bps. We remain Underweight.

**UK.** IG spreads over Gilts are back to all-time lows, as are HY spreads, offering little to tempt investors seeking returns. The macro environment remains healthy, but such tight spreads will provide only limited protection if conditions worsen, if the inflationary surge locks in long term for instance. We remain Underweight.

### Emerging debt

We went from Neutral to Overweight on emerging market sovereigns at end-August, on their attractive yields. Although emerging economies are likely to remain impacted by the pandemic, they should benefit across the board from the now-confirmed recovery in developed countries. Markets seem to have sufficiently priced in the Fed's monetary policy announcements on tapering to prevent a destabilisation of the asset class. Overall then, risk/return looks good for emerging market sovereigns.

10-year US Treasury yields are still close to all-time lows



Source: SGPB, Macrobond, 24/09/2021

Past performance should not be seen as an indication of future performance. Investments may be subject to market fluctuations, and the price and value of investments and the income derived from them can go down as well as up. Your capital may be at risk and you may not get back the amount you invest.

# EQUITIES

## Tread carefully

Global equities have gained more than 80% since their low on 23 March 2020. In a riskier environment, we have gone for a cautious allocation and Neutral stance on equity markets. We remain however Overweight European equities, which still have attractive catch-up potential.

**US.** September is legendary as the worst month for US equities. This year's culprit for poor performance was Evergrande. The teetering Chinese real estate giant, which owes more than \$300 billion, raised fears of contagion. As a result, on 20 September the S&P 500 recorded its worst trading day in 4 months, shedding 1.7%. The VIX - an indicator of S&P 500 volatility - shot up intraday to levels unseen since May. True, it fell back by the close, but this was a warning shot suggesting US equities are shaking off their low volatility of recent weeks. Meanwhile, the Fed chairman's testimony was eagerly awaited and ultimately reassuring for the markets, despite a slightly less accommodative tone. Jerome Powell hinted tapering might be announced at the November meeting. Also, rate hikes in 2022 look more likely with a split vote of committee members and growth forecasts that were slightly weaker for this year but higher for the next. The market could therefore continue to benefit from ongoing rapid recovery and still plentiful liquidity. However, stocks remain expensive and several risk factors lurk, such as sluggish vaccination rates among Americans and fiscal policy wrangles, notably over the debt ceiling.

**Eurozone.** The ECB tweaked its pandemic emergency purchase programme, launched to bankroll the leap in public spending by eurozone governments, by cutting monthly volumes from nearly €80 billion to around €60-70 billion. This reduction is clearly not a turning point for monetary policy: purchases are still enough to mop up future excess public debt and the ECB has kept enough flexibility to trim volumes up or down in coming months. Also, the ECB is well aware the

eurozone is on the mend, with faster-than-expected recovery in the summer and a strong outlook thanks to high rates of Covid jobs. Eurozone markets therefore continue to offer attractive upside on the back of a persistently strong economic recovery. We remain Overweight this market, preferring cyclically sensitive sectors like materials, industrials, financials, consumer discretionary and energy.

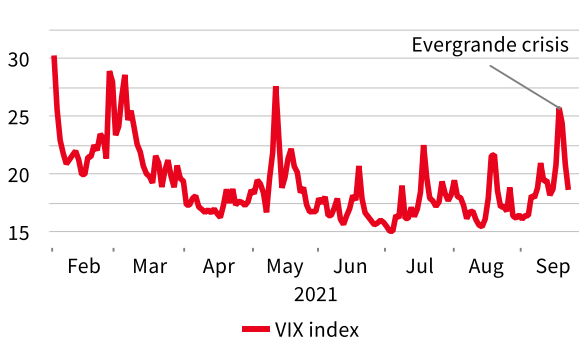
**UK.** We remain Overweight UK equities as the United Kingdom is still the most attractive market in our coverage universe, trading on a near 10% P/E discount to its 10-year average and paying a dividend yield of over 4%. Also, the consensus expects earnings growth to outstrip most other developed markets this year.

**Switzerland.** Swiss equities continue to underperform other regions due to their heavy exposure to deeply defensive sectors which, by definition, are much less cyclically sensitive than their neighbours. Also, analysts still expect earnings growth to lag other developed countries. Fundamentals nonetheless remain sound with high quality stocks that should offer protection against any fall.

**Japan.** Japanese equities have amply outperformed other regional markets since mid-August, boosted by the resignation of the Prime Minister who is widely blamed for poor management of the pandemic. Infection rates, though still high in the capital, have dropped sharply since then and half the population is now fully vaccinated (vs. 3% at end-May). Some prefectures are now mulling easing restrictions for the fully jabbed this autumn. Despite relatively attractively priced stocks, Covid pressures remain high and continue to hamper economic recovery. We are staying Neutral.

**Emerging Markets.** Worries about fallout from the zero-Covid policy, Evergrande and data indicating a slowdown in China combined to drive down emerging market equities. Analysts also cut their year-end growth forecasts. That noted, emerging markets are starting to get interesting again, offering fair values and the prospect of earnings growth in the next few years. We remain Neutral.

Volatility spikes after a relatively calm summer



Source: SGPB, Macrobond, 24/09/2021

Past performance should not be seen as an indication of future performance. Investments may be subject to market fluctuations, and the price and value of investments and the income derived from them can go down as well as up. Your capital may be at risk and you may not get back the amount you invest.

# CURRENCIES

## Overweighting the Dollar

No fundamental trend is anticipated in favour of the major currencies but the increase in risks is pushing us to overweight the dollar against the euro, given its status as a safe-haven currency in times of financial market instability. For the same reasons, we are downgrading our Overweight on the Swiss Franc to Neutral.

**Dollar Index.** The greenback has been relatively stable compared to a representative basket of currencies over the last few weeks. The Federal Reserve could announce a shift in its asset purchasing policy this year if the expected improvement in the labour market comes to fruition. It may subsequently confirm the beginning of a rate hiking cycle as soon as 2022. As these developments are broadly priced in by market players, we do not expect a major movement in the dollar. However, the dollar could benefit in the event of financial market instability. As such, we are now Overweight the Dollar against the euro.

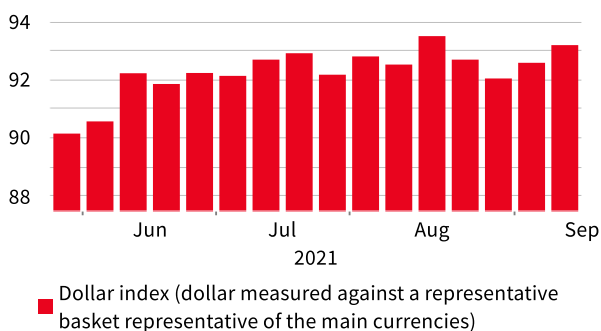
**EUR/USD.** The euro remains almost 20% below its purchasing power parity value against the US dollar. In the short term, it may benefit from a more solid recovery than in the United States, particularly in light of its higher vaccination rates, but the quicker expected shift in the Federal Reserve's policy compared to the European Central Bank is a positive for the greenback. Overall, we have a more favourable view of the dollar, which we prefer due to its "safe haven" status.

**GBP/USD.** The Bank of England kept rates and bond purchases unchanged at its most recent monetary policy meeting, but opened the door to quicker monetary policy tightening in light of the observed increase in inflation. Given that this shift is occurring in lockstep with the Federal Reserve, we do not expect any major trend on GBP/USD.

**USD/JPY.** The US dollar has remained stable against the Japanese yen since the spring. The outlook for Japan may finally be looking a little rosier, with a later exit from the pandemic and a new government coming to power. However, the Bank of Japan will still be unable to increase interest rates with inflation that remains negative. We are maintaining our Neutral position.

**EUR/CHF.** In line with our assessment of higher risk levels on the financial markets, we are withdrawing our Overweight to the Swiss franc and moving to Neutral.

The dollar has remained relatively stable this summer



Source: SGPB, Macrobond, ICE, 24/09/2021

**EM currencies.** The JPMorgan EM currency index has had a rocky summer, falling over 4% since June. This is primarily due to China and the dramatic fall in the wake of a regulatory crackdown by Beijing, followed by the instability caused by Evergrande. The road ahead is likely to continue to be rocky for EM in general, especially if the US dollar strengthens due to an earlier than expected tapering of asset purchases by the Federal Reserve.

Past performance should not be seen as an indication of future performance. Investments may be subject to market fluctuations, and the price and value of investments and the income derived from them can go down as well as up. Your capital may be at risk and you may not get back the amount you invest.

# ALTERNATIVES

## Gold and Hedge Funds, the best alternative assets

We have switched to Overweight on Hedge funds, which we think have attractive opportunities to make returns in the current market. Our preferred strategies are still Special Situations, directional L/S Equity, discretionary Global Macro and CTA. Gold still offers good protection against any downturn by risky markets and we maintain our Overweight. Oil prices continue to be impacted by the ravages of hurricane Ida. We remain at Neutral.

### Commodities

**Oil.** Oil prices rose nearly 6% in September. The price surge has been fuelled by the continuing decline of crude inventory in the United States, mainly caused by recent hurricanes but not helped by delays in restarting production and strong demand. Figures in the IEA weekly report show crude inventory falling for the seventh month in a row. Nearly a month after hurricane Ida rampaged through the Gulf of Mexico and Louisiana, the impact on infrastructure is still being felt. On 22 September, 16% of Gulf oil production had yet to restart.

In early September, oil producers' cartel OPEC and its allies, with Russia to the fore, confirmed their strategy of gradually increasing output. The decision will apply for one month only, suggesting the group is taking a cautious line and could switch tack if necessary next month.

Overall, Brent should continue to trade for \$60 to \$70 a barrel over coming months.

**Gold.** Prices are down just over 2% since the start of the month after the dollar rallied on disappointing August jobs figures in the US. We think gold remains an efficient source of diversification, with little correlation to equities. We remain Overweight to balance our overall positive position on risky assets.

### Hedge funds

**Long/Short (L/S) Equity.** L/S Market Neutral funds generated strong alpha thanks to a dynamic market timing, with momentum and value exposures initially high, before shifting to defensive stocks. L/S Diversified funds generated a more modest

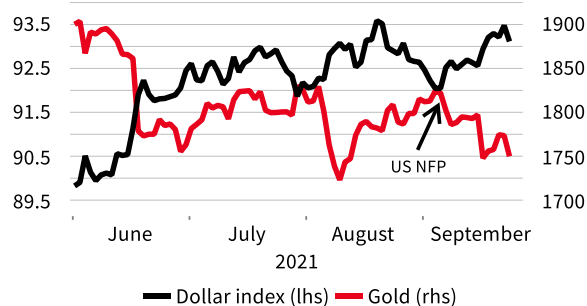
and heterogeneous alpha depending on the region. We continue to prefer them for the time being, given the strong contribution from their more directional bias.

**Event Driven.** Merger Arbitrage managers benefited greatly from the strong flow of deals. Quality selection allowed them to take advantage of the rather high average spreads and to avoid being impacted by the correction in SPACs (Special Purpose Acquisition Companies, newly-listed stocks which seek mergers with promising private companies) which has subsided. Special Situations managers have also benefited fully from the numerous restructurings, often accelerated by the effects of the pandemic. Their stock selection and sector positioning also allowed them to be less affected by the high volatility of value stocks. This buoyant environment for event-driven investments is expected to continue.

**Fixed Income Arbitrage.** Fixed income managers have successfully arbitrated the bond downturn and, to a certain extent, the rebound, particularly in Europe where trends have been clearer. Less directional markets could result in more modest returns from now on. L/S Credit managers have done a good job of market-timing (initially conservative before adding risk), but stock-picking alpha has been thin, given the pulled valuations and flows that have helped compress dispersion among corporate bonds. While alpha should improve, thanks to greater differentiation between issuers, we expect a modest contribution in beta. All in all, we remain Neutral.

**Global Macro / CTAs.** A mixed year for Global Macro managers, caught short by the Q2 reversal in US rates, doubts about deflation, and weak directionality in currency markets, without participating fully in commodity and equity trends. Periods of major macroeconomic shifts (the end of the pandemic and changes in fiscal and monetary policy in this case) are generally unfavorable for these strategies. The continued normalization of the economies should be more favorable next year. Commodity Trading Advisors (CTAs), on the other hand, have done well, benefiting fully from their exposure to commodities and equities. Market directionality and more uneven trends may now be less favorable for them.

Gold's recent decline followed the dollar's rebound



Source: SGPB, Macrobond, LMBA, 24/09/2021

Past performance should not be seen as an indication of future performance. Investments may be subject to market fluctuations, and the price and value of investments and the income derived from them can go down as well as up. Your capital may be at risk and you may not get back the amount you invest.



# MARKET PERFORMANCE

		Performance – total return (in local currency)							
Developed market equities	Current level	1m	3m	YTD	12m	2Y	3Y	4Y	5Y
S&P500	4449	-0.6%	5.2%	19.7%	39.5%	53.9%	60.3%	91.4%	125.8%
DJ Euro Stoxx 50	4195	0.6%	3.3%	20.7%	35.1%	24.9%	33.6%	33.9%	61.8%
FTSE100	7078	-0.1%	1.3%	12.9%	24.4%	3.7%	6.1%	13.2%	24.7%
Topix	2044	6.7%	5.0%	14.6%	27.0%	32.5%	21.6%	34.5%	69.6%
MSCI AC World (\$)	732	0.3%	2.8%	14.9%	35.1%	45.5%	48.3%	64.9%	95.9%

		Performance – total return (in local currency)							
Developed market bonds	Yield to maturity	1m	3m	YTD	12m	2Y	3Y	4Y	5Y
ICE BAML Corp Euro IG	0.41%	-0.9%	0.4%	-0.2%	1.8%	2.1%	8.1%	8.4%	8.9%
ICE BAML Corp Euro HY	2.85%	0.3%	1.1%	4.1%	9.1%	8.7%	14.4%	15.7%	24.5%
ICE BAML Corp US IG	2.10%	-0.1%	1.5%	-0.1%	2.4%	11.1%	25.6%	23.9%	26.7%
ICE BAML Corp US HY	4.55%	1.2%	1.8%	5.1%	12.1%	14.0%	21.9%	25.6%	37.2%
ICE BAML Corp UK IG	1.88%	-1.9%	0.7%	-2.6%	1.2%	6.0%	18.1%	18.5%	18.2%
FTSE US Gvt Bond Index 3-7 years		-0.6%	0.2%	-1.3%	-1.4%	5.7%	15.0%	12.7%	12.0%
FTSE German Gvt Bond Index 3-7 years		-0.9%	0.0%	-1.0%	-1.1%	-1.9%	0.7%	0.5%	-0.6%
FTSE UK Gvt Bond Index 3-7 years		-1.1%	-0.4%	-2.0%	-2.0%	0.1%	4.3%	4.2%	2.8%
FTSE Japanese Gvt Bond Index 3-7 years		-0.1%	0.0%	0.0%	-0.2%	-1.2%	-0.1%	-0.4%	-0.8%

		Performance – total return (in USD)							
Emerging market equities	Current level	1m	3m	YTD	12m	2Y	3Y	4Y	5Y
MSCI EM	1273	3.1%	-5.5%	0.5%	20.9%	31.7%	31.0%	28.3%	58.2%
MSCI EM Asia	685	3.5%	-6.6%	-2.4%	16.6%	39.6%	35.5%	35.9%	69.0%
MSCI EMEA	282	3.6%	3.7%	20.7%	41.6%	21.9%	27.3%	21.4%	39.1%
MSCI Latam	2336	-0.9%	-9.8%	-0.9%	33.4%	-5.7%	2.7%	-9.5%	15.7%

		Performance – total return (in USD)							
Emerging market bonds	Yield to maturity	1m	3m	YTD	12m	2Y	3Y	4Y	5Y
ICE BAML EM Sovereign	4.21%	-0.4%	0.2%	-1.3%	5.9%	6.8%	17.3%	12.8%	18.6%
Asia	3.20%	0.0%	0.5%	0.3%	2.0%	6.8%	23.0%	20.1%	24.0%
EMEA	4.14%	-0.3%	0.2%	-0.5%	0.4%	9.9%	23.1%	18.9%	26.0%
Latam	4.83%	-0.6%	0.1%	-3.3%	3.1%	2.6%	7.2%	2.0%	7.3%
ICE BAML EM Corp	3.69%	-0.2%	0.3%	0.2%	4.4%	7.8%	18.9%	17.2%	20.3%
Asia	3.78%	-0.8%	-0.6%	-1.1%	0.9%	13.3%	25.0%	22.7%	28.6%
EMEA	2.88%	0.3%	0.9%	1.9%	6.8%	13.3%	24.5%	22.5%	34.5%
Latam	4.32%	0.7%	1.6%	1.5%	10.0%	8.3%	19.8%	18.2%	22.4%

Source: Societe Generale Private Banking, Datastream (data as of 23/09/2021)

BAML: Bank of America Merrill Lynch

EM: Emerging Market

IG: Investment Grade

LatAm: Latin America

Corp: Corporate

EMEA: Europe, Middle East, Africa

HY: High Yield

# GLOBAL ECONOMIC FORECASTS

## Growth and inflation

YoY changes in %	Real gross domestic product growth					Consumer price indices				
	2019	2020	2021f	2022f	2023f	2019	2020	2021f	2022f	2023f
World (Mkt FX weights)	2.7	-3.3	5.6	4.2	3.2	2.8	2.5	3.3	2.8	2.6
World (PPP** weights)	3.0	-3.1	5.7	4.4	3.6	3.6	3.6	4.0	3.4	3.1
Developed countries (PPP)	1.7	-4.6	5.0	4.0	2.3	1.4	0.7	2.6	2.1	1.8
Emerging countries (PPP)	3.9	-2.0	6.1	4.7	4.6	5.2	5.7	5.0	4.2	4.0

Developed countries	2019	2020	2021f	2022f	2023f	2019	2020	2021f	2022f	2023f
US	2.3	-3.4	6.0	3.9	2.5	1.8	1.2	4.3	3.3	2.6
Eurozone	1.5	-6.5	5.1	4.0	2.0	1.2	0.3	2.2	1.6	1.3
Germany	1.1	-4.9	2.9	4.1	1.8	1.3	0.4	2.8	1.6	1.4
France	1.8	-8.0	6.1	3.5	1.4	1.3	0.5	1.8	1.2	1.3
Italy	0.3	-8.9	5.6	3.5	1.4	0.7	-0.2	1.6	1.3	1.0
Spain	2.0	-10.8	6.1	5.5	3.5	0.8	-0.3	2.2	1.3	1.0
UK	1.4	-9.8	6.9	6.1	1.9	1.8	0.9	2.1	2.5	1.6
Japan	0.0	-4.7	2.2	3.5	1.4	0.5	0.0	-0.3	0.2	0.9
Switzerland	1.2	-2.5	3.1	2.9	1.9	0.4	-0.7	0.4	0.6	0.8
Australia	1.9	-2.4	4.8	4.5	3.0	1.6	0.9	2.5	1.7	2.1

Emerging countries	2019	2020	2021f	2022f	2023f	2019	2020	2021f	2022f	2023f
China	6.0	2.3	8.0	5.0	5.3	2.9	2.5	1.0	1.8	2.2
South Korea	2.2	-0.9	3.8	3.0	2.5	0.4	0.5	2.0	1.5	1.5
Taiwan	3.0	3.1	6.1	3.3	3.4	0.8	-0.2	1.7	1.5	1.6
India***	5.0	-7.0	8.1	6.7	6.0	3.7	6.6	5.3	5.1	4.8
Indonesia	5.0	-2.1	3.8	5.1	5.3	2.8	2.0	2.0	2.7	2.8
Brazil	1.4	-4.4	5.2	1.5	1.6	3.7	3.2	7.6	5.4	3.6
Mexico	-0.2	-8.5	6.0	3.6	2.5	3.6	3.4	5.5	4.4	3.8
Chile	0.9	-5.8	9.2	3.4	2.5	2.6	3.0	3.9	3.6	3.3
Russia	2.0	-3.0	3.9	2.4	2.1	4.2	3.6	6.1	4.0	4.0
Slovakia	2.5	-4.8	4.3	4.7	2.9	2.8	2.0	2.1	2.3	2.1
Czech Republic	3.0	-5.8	4.2	5.3	3.5	2.8	3.2	3.0	2.6	2.0

Sources: SG Cross Asset Research / Economics, IMF, 8 September 2021

\* (f: forecast)

\*\* PPP: Purchasing Power Parity

\*\*\* In India, the numbers are averaged over the Fiscal Year, ending in March.

Forecast figures are not a reliable indicator of future performance.

# MARKET FORECASTS

Currencies	01/01/2020	01/01/2021	Current level	Forecasts	
				3m	12m
EUR/USD	1.12	1.22	1.17	1.20	1.20
USD/JPY	109	103	110	108	110
EUR/CHF	1.09	1.08	1.08	1.08	1.06
GBP/USD	1.32	1.37	1.37	1.40	1.40
EUR/GBP	0.85	0.90	0.86	0.84	0.81

10-year yield	01/01/2020	01/01/2021	Current level	Forecasts	
				3m	12m
Etats-Unis	1.9%	0.9%	1.4%	1.6%	2.25%
Allemagne	-0.2%	-0.6%	-0.3%	-0.1%	0.15%
Royaume-Uni	0.7%	0.2%	0.9%	1.0%	1.35%

Commodities	01/01/2020	01/01/2021	Current level	Forecasts	
				3m	12m
Or en USD	1515	1887	1749	1850	1750
Pétrole (Brent) en USD	66	51.7	75.3	75	75

Equities	01/01/2020	01/01/2021	Current level	Forecasts	
				3m	12m
S&P 500	3231	3756	4449	4500	4600
Euro Stoxx 50	3745	3553	4195	4340	4520
FTSE 100	7542	6461	7078	7300	7650
Topix	1721	1805	2044	2160	2220

Source: Societe Generale Private Banking, Datastream (data as of 23/09/2021)

BAML: Bank of America Merrill Lynch  
Corp: Corporate

EM: Emerging Market  
EMEA: Europe, Middle East, Africa

IG: Investment Grade  
HY: High Yield

LatAm: Latin America

**Forecast figures are not a reliable indicator of future performance.**

# IMPORTANT INFORMATION – PLEASE READ

---

Societe Generale Private Banking is a division of the Societe Generale Group operating through its head office within Societe Generale S.A. and its network (subsidiaries, branches or departments of Societe Generale S.A.) located in the countries mentioned hereafter which use the “Societe Generale Private Banking” and “Kleinwort Hambros” brands, and which distribute this document.

## Subject of the document

This document has been prepared by experts of the Societe Generale Group, and more particularly of Societe Generale Private Banking division, to provide you with information relating to certain financial and economic data. The names and functions of the people who prepared this document are indicated on the first pages of the document.

**This document is a marketing communication that has not been prepared in accordance with legal requirements designed to promote the independence of investment research and the investment service provider is not subject to any prohibition on dealing ahead of the dissemination of investment research.**

In order to read and understand the financial and economic information included in this document, you will need to have knowledge and experience of financial markets. If this is not the case, please contact your advisor so that you no longer receive the document. Unless you do this, we shall consider that you have the necessary skills to understand this document.

Please note that this document only aims to provide simple information to help you in your investment or disinvestment decisions, and that it does not constitute a personalised recommendation. You remain responsible for any liabilities that arise. You remain responsible for the management of your assets, and you take your investment decisions freely. Moreover, the document may mention asset classes that are not authorised/marketed in certain countries, and/or which might be reserved for certain categories of investors. Therefore, should you wish to make an investment, as the case may be and according to the applicable laws, your advisor within the Societe Generale Private Banking entity of which you are a client will check your eligibility for this investment and whether it corresponds to your investment profile.

Should you not wish to receive this document, please inform your private banker in writing, and he/she will take the appropriate measures.

## Conflicts of interest

This document contains the views of Societe Generale Private Banking’s experts. Societe Generale Private Banking trading desks may trade, or have traded, as principal on the basis of the expert(s) views and reports. In addition, Societe Generale Private Banking’s experts receive compensation based, in part, on the quality and accuracy of their analysis, client feedback, revenues of their entity of the Societe Generale Group and competitive factors.

As a general matter, entities within the Societe Generale Group may make a market or act as a principal trader in securities referred to in this report and can provide banking services to the companies mentioned in that document, and to their subsidiary. Entities within the Societe Generale Group may from time to time deal in, profit from trading on, hold on a principal basis, or act advisers or brokers or bankers in relation to securities, or derivatives thereof, or asset class(es) mentioned in this document.

Entities within the Societe Generale Group may be represented on the supervisory board or on the executive board of such persons, firms or entities.

Employees of the Societe Generale Group, or persons/entities connected to them, may from time to time have positions in or hold any of the investment products/ asset class(es) mentioned in this document.

Entities within the Societe Generale Group may acquire or liquidate from time to time positions in the securities and/or underlying assets (including derivatives thereof) referred to herein, if any, or in any other asset, and therefore any return to prospective investor(s) may directly or indirectly be affected.

Entities within the Societe Generale Group are under no obligation to disclose or take into account this document when advising or dealing with or on behalf of customers.

In addition, Societe Generale Private Banking may issue other reports that are inconsistent with and reach different conclusions from the information presented in this report and are under no obligation to ensure that such other reports are brought to the attention of any recipient of this report.

Societe Generale Group maintains and operates effective organisational and administrative arrangements taking all reasonable steps to identify, monitor and manage conflicts of interest. To help the Societe Generale Private Banking Entities to do this, they have put in place a management of conflicts of interest policy designed to prevent conflicts of interest giving rise to a material risk of damage to the interests of Societe Generale Private Banking's clients. For further information, Societe Generale Private Banking's clients can refer to the management of conflicts of interests policy, which was provided to them by the Societe Generale Private Banking entity of which they are clients.

### General Warning

This document, which is subject to modifications, is provided for information purposes only and has no legal value.

This material has been prepared for information purposes only and is not intended to provide investment advice nor any other investment service. The document does not constitute and under no circumstances should it be considered in whole or in part as an offer, a personal recommendation or advice from any of the Societe Generale Private Banking entities, regarding investment in the asset classes mentioned therein.

Some products and services might not be available in all Société Générale Private Banking entities. Their availability in your jurisdiction may be restricted depending on local laws and tax regulations. In addition, they have to comply with Societe Generale Group Tax Code of Conduct. You should be aware that the investment to which this material relates may involve numerous risks. The amount of risk may vary but can expose you to a significant risk of losing all of your capital, including a potential unlimited loss. Accordingly these products or services may be reserved only for a certain category of eligible investors such as those who are sophisticated and familiar with these types of investment and who understand the risks involved. Furthermore, accessing some of these products, services and solutions might be subject to other conditions, amongst which is eligibility. Your private banker is available to discuss these products, services and solutions with you and to check if they can respond to your needs and are suitable for your investor profile. Accordingly, before making an investment decision, a potential investor, as the case may be and according to the applicable laws, will be questioned by his or her advisor within the Societe Generale Private Banking entity, of which the investor is a client, regarding his eligibility for the envisaged investment, and the compatibility of this investment with his investment profile and objectives.

Before any investment, the potential investor should also consult his own independent financial, legal and tax advisers in order to obtain all the financial, legal and tax information which will allow him to appraise the characteristics and the risks of the envisaged investment and the pertinence of the strategies discussed in this document, as well as the tax treatment of the investment, in the light of his own circumstances.

Prior to any investment, a potential investor must be aware of, understand and sign the related contractual and informative information, including documentation relating to risks. The potential investor has to remember that he should not base any investment decision and/or instructions solely on the basis of this document. Any financial services and investments may have tax consequences and it is important to bear in mind that the Societe Generale Private Banking entities, do not provide tax advice. The level of taxation depends on individual circumstances and such levels and bases of taxation can change. In addition, this document is not intended to provide, and should not be relied on for, accounting, tax or legal purposes and independent advice should be sought where appropriate.

Investment in some of the asset classes described in this document may not be authorised in certain countries, or may be restricted to certain categories of investors. It is the responsibility of any person in possession of this document to be aware of and to observe all applicable laws and regulations of relevant jurisdictions. This document is not intended to be distributed to people or in jurisdictions where such distribution is restricted or illegal. It is not to be published or distributed in the United States of America and cannot be made available directly or indirectly in the United States of America or to any U.S. person.

The price and value of investments and the income derived from them can go down as well as up. Changes in inflation, interest rates and exchange rates may have adverse effects on the value, price and income of investments issued in a different currency from that of the client. The simulations and examples included in this document are provided for informational and illustration purposes alone. The present information may change with market fluctuations, and the information and views reflected in this document may change. The Societe Generale Private Banking entities disclaim any responsibility for the updating or revising of this document. The document's only aim is to offer information to investors, who will take their investment decisions without relying solely on this document. The

Societe Generale Private Banking entities disclaim all responsibility for direct or indirect losses related to any use of this document or its content. The Societe Generale Private Banking entities do not offer no implicit or explicit guarantees as to the accuracy or exhaustivity of the information or as to the profitability or performance of the asset classes, countries and markets concerned.

The historical data, information and opinions provided herein have been obtained from, or are based upon, external sources that the Societe Generale Private Banking entities believe to be reliable, but which have not been independently verified. The Societe Generale Private Banking entities shall not be liable for the accuracy, relevance or exhaustiveness of this information. Information about past performance is not a guide to future performance and may not be repeated. Investment value is not guaranteed and the value of investments may fluctuate. Estimates of future performance are based on assumptions that may not be realised.

This document is confidential. It is intended exclusively for the person to whom it is given, and may not be communicated or notified to any third party (with the exception of external advisors, on the condition they themselves respect this confidentiality undertaking). It may not be copied in whole or in part without the prior written consent of the relevant Societe Generale Private Banking entity.

### Specific warnings per jurisdiction

**France:** Unless otherwise expressly indicated, this document has been issued and distributed by Societe Generale, a French bank authorised and supervised by the *Autorité de Contrôle Prudentiel et de Résolution*, located at 4, Place de Budapest, CS 92459, 75436 Paris Cedex 09, under the prudential supervision of the *European Central Bank* (“ECB”), and under the control of the *Autorité des Marchés Financiers* (“AMF”). Societe Generale is also registered at ORIAS as an insurance intermediary under the number 07 022 493 orias.fr. Societe generale is a French Société Anonyme with its registered address at 29 boulevard Haussman, 75009 Paris, with a capital of EUR 1,066,714, 367.50 on 1<sup>st</sup> August 2019 and unique identification number 552 120 222 R.C.S. Paris. Further details are available on request or can be found at [www. http://www.privatebanking.societegenerale.fr/](http://www.privatebanking.societegenerale.fr/).

**Luxembourg:** This document has been distributed in Luxembourg by Societe Generale Luxembourg (“SG Luxembourg”), a credit institution which is authorised and regulated by the *Commission de Surveillance du Secteur Financier* (“CSSF”) under the prudential supervision of the *European Central Bank* (“ECB”), and whose head office is located at 11 avenue Emile Reuter – L 2420 Luxembourg. Further details are available on request or can be found at [www.societegenerale.lu](http://www.societegenerale.lu). No investment decision whatsoever may result from solely reading this document. SG Luxembourg accepts no responsibility for the accuracy or otherwise of information contained in this document. SG Luxembourg accepts no liability or otherwise in respect of actions taken by recipients on the basis of this document only and SG Luxembourg does not hold itself out as providing any advice, particularly in relation to investment services. The opinions, views and forecasts expressed in this document (including any attachments thereto) reflect the personal views of the author(s) and do not reflect the views of any other person or SG Luxembourg unless otherwise mentioned. SG Luxembourg has neither verified nor independently analysed the information contained in this document. The CSSF has neither verified nor analysed the information contained in this document.

**Monaco:** The present document has been distributed in Monaco by Société Générale Private Banking (Monaco) S.A.M., located 13, 15 Bd des Moulins, 98000 Monaco, Principality of Monaco, governed by the *Autorité de Contrôle Prudentiel et de Résolution* and the *Commission de Contrôle des Activités Financières*. The Financial products marketed in Monaco can be reserved for qualified investors in accordance with Law No. 1339 of 07/09/2007 and Sovereign Ordinance No 1.285 of 10/09/2007. Further details are available upon request or on [www.privatebanking.societegenerale.mc](http://www.privatebanking.societegenerale.mc).

**Switzerland:** This document has been communicated in Switzerland by Société Générale Private Banking (Suisse) SA (« SGPBS »), whose head office is located at rue du Rhône 8,, CH-1204 Geneva. SGPBS is a bank authorized by the *Swiss Financial Market Supervisory Authority* (“FINMA”). Further details are available on request or can be found at [www.privatebanking.societegenerale.ch](http://www.privatebanking.societegenerale.ch).

This document (i) does not provide any opinion or recommendation about a company or a security, or (ii) has been prepared outside of Switzerland for the « Private banking ». Therefore, the Directives of the Swiss Bankers Association (SBA) on the Independence of Financial Research do not apply to this document.

This document has not been prepared by SGPBS. SGPBS has neither verified nor independently analyzed the information contained in this document. SGPBS accepts no responsibility for the accuracy or otherwise of information contained in this document. The opinions, views and forecasts expressed in this document reflect the personal views of the relevant author(s) and shall not engage SGPBS' liability.

This document is not a prospectus within the meaning of articles 652a and 1156 of the Swiss Code of Obligations.

This document is issued by the following companies in the Kleinwort Hambros Group under the brand name Kleinwort Hambros:

**United Kingdom:** SG Kleinwort Hambros Bank Limited is authorised by the Prudential Regulation Authority and regulated by the Financial Conduct Authority and the Prudential Regulation Authority. The firm reference number is 119250. The company is incorporated in England and Wales company registration under number 964058 and its registered address is 5th Floor, 8 St James's Square, London, England, SW1Y 4JU.

**Channel Islands:** Kleinwort Hambros is the brand name of SG Kleinwort Hambros Bank (CI) Limited, which is regulated by the Jersey Financial Services Commission for banking, investment, money services and fund services business. The company is incorporated in Jersey under company registration number company registration 2693 and its registered address is PO Box 78, SG Hambros House, 18 Esplanade, St Helier, Jersey JE4 8PR.

SG Kleinwort Hambros Bank (CI) Limited – Guernsey Branch is regulated by the Guernsey Financial Services Commission for banking, investment and money services business. Its address is PO Box 6, Hambro House, St Julian's Avenue, St Peter Port, Guernsey, GY1 3AE. The company (including the branch) is also authorised and regulated by the UK Financial Conduct Authority in respect of UK regulated mortgage business and its firm reference number is 310344. The Company (including the branch) is not authorised or regulated by the UK Financial Conduct Authority for accepting UK bank deposits nor is it permitted to hold deposits in the UK.

Kleinwort Hambros is the brand name of SG Kleinwort Hambros Trust Company (CI) Limited, which is regulated by the Jersey Financial Services Commission in the conduct of trust company business and fund services business and by the Guernsey Financial Services Commission in the conduct of fiduciary services business. The company is incorporated in Jersey under company registration number 4345 and its registered address is SG Hambros House, PO BOX 197, 18 Esplanade, St Helier, Jersey, JE4 8RT. Its address in Guernsey is PO Box 86, Hambro House, St Julian's Avenue, St Peter Port, Guernsey, GY1 3ED.

This document has not been authorized or reviewed by the JFSC or FCA.

**Gibraltar:** SG Kleinwort Hambros Bank (Gibraltar) Limited is authorised and regulated by the Gibraltar Financial Services Commission for the conduct of banking, investment and insurance mediation business and its firm reference is 419436. The company is incorporated in Gibraltar under company registration number 01294 and its registered address is 32 Line Wall Road, Gibraltar.

Kleinwort Hambros is part of Societe Generale Private Banking, which is part of the wealth management arm of the Societe Generale Group. Societe Generale is a French Bank authorised in France by the Autorité de Contrôle Prudentiel et de Résolution, located at 4, Place de Budapest, CS 92459, 75436 Paris Cedex 09 and under the prudential supervision of the European Central Bank. It is also authorised by the Prudential Regulation Authority and regulated by the Financial Conduct Authority and the Prudential Regulation Authority.

Further information on the Kleinwort Hambros Group including additional legal and regulatory details can be found at: [www.kleinworthambros.com](http://www.kleinworthambros.com)

<http://www.privatebanking.societegenerale.com>

© Copyright Societe Generale Group 2021. All rights reserved. Any unauthorised use, duplication, redistribution or disclosure in whole or in part is prohibited without the prior consent of Societe Generale. The key symbols, Societe Generale, Societe Generale Private Banking and Kleinwort Hambros are registered trademarks of Societe Generale. All rights reserved.

## Societe Generale

SA Capital EUR 1,066,714,367.50 at 31 December 2019

Registered under Paris RCS N°552 120 222

## Societe Generale Private Banking

Tour Société Générale

17, Cours Valmy

75886 – Paris Cedex 18

France

<http://www.privatebanking.societegenerale.com>

