

STRATEGY FOCUS

Renewed bond market tensions

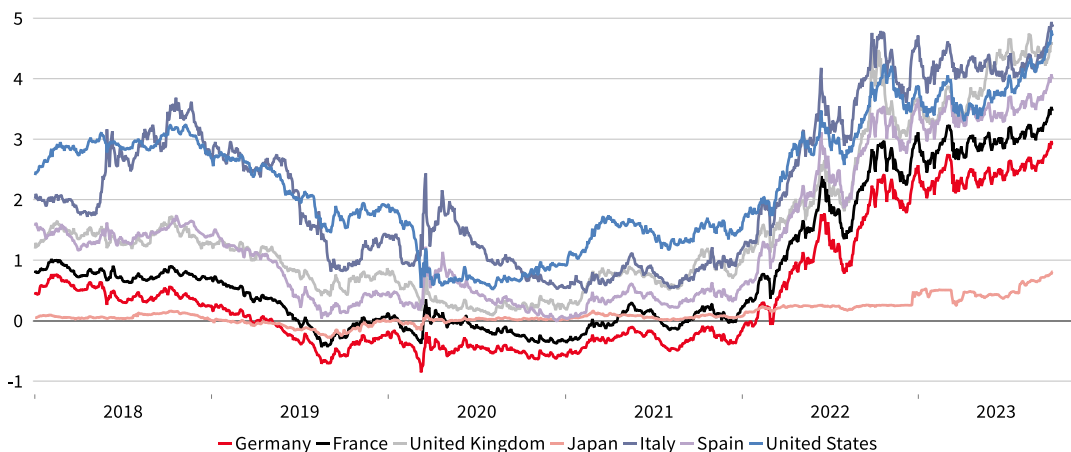
Bond yields have increased again since the beginning of September with most topping their 2008 Great Financial Crisis peaks. The reasons for this increase are fourfold: (i) the United States economy continues to power along with surprising strength, (ii) the rise in oil prices has raised fears of a fresh bout of inflation, (iii) central banks continue to strike a hawkish tone, and (iv) budget discussions are reviving fears for the sustainability of public debt in several countries.

10-year sovereign yields have risen to near 4.8% in the United States, 3% in Germany and 3.5% in France. The rise has been less marked in the UK where already high yields remain close to 4.6%. Pressure has been particularly fierce on Italian bonds, now trading at a near 200 bp spread to the German bund.

We stand by our central scenario of resilient but weaker economy. Companies and households still have the cash to mitigate, at least in part, the latest tightening of monetary and financial conditions. Meanwhile, persistently strong labour markets and an easing of inflation will help sustain household purchasing power. **But we see some risk of a tighter fiscal stance, particularly in the euro zone, which could weigh on economic growth. Moreover, the surge in bond yields also raises the risk of financial instability, as seen in the United Kingdom a year ago or with US regional banks in March.**

We remain confident in our strategic balance between equities and fixed income. The latest bond market tensions have been accompanied by a fall in equity markets and a depreciation of the euro against the dollar. As it stands, we stick to our highly diversified positioning in order to be protected against these turbulences. That said, we remain highly vigilant, and ready to react to any changes in the situation.

10Y sovereign rates



Sources: SGPB, Macrobond, 05/10/2023

In accordance with current regulations, we inform you that this document is classed as a marketing document. CA25/S1/21
Unless stated otherwise all figures and statistics in this report are sourced from Bloomberg and Macrobond at 05/10/2023.

FEARS FOR YIELDS ON SEVERAL FRONTS

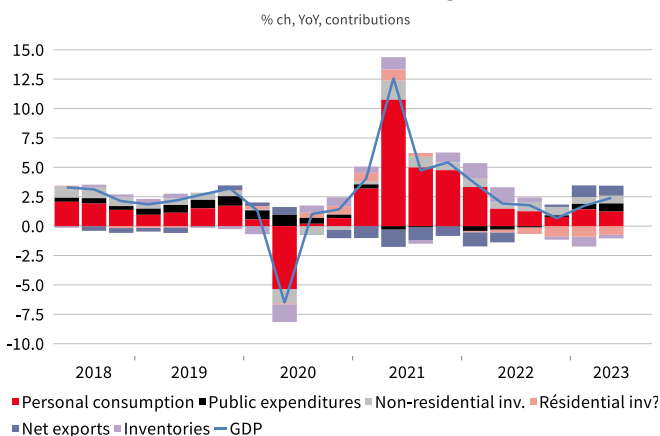
The United States economy has proved stronger than markets expected. At the start of the year, the consensus expected a sharp slowdown in US growth due to monetary tightening, a view reinforced by the regional banking crisis. However, the US economy has proved mightily resilient, growing at an annualised average of 2% in H1 2023 and set to speed up in Q3. The consensus has now upgraded its forecasts for full-year US growth in 2023 from 0.8% at the start of the year to 2%. As such, the jump in bond yields reflects in first instance the fact that markets now see less chance of the US going into recession.

Higher oil prices raise fears of renewed inflationary pressure. Oil prices fell steadily through H1 2023, allowing headline inflation to ease across the developed world. However, energy prices have recently spiked again, with the price of barrel of oil up 20% on the quarter, after OPEC+ countries said they were extending their production curbs. This spike has revived fears of inflation.

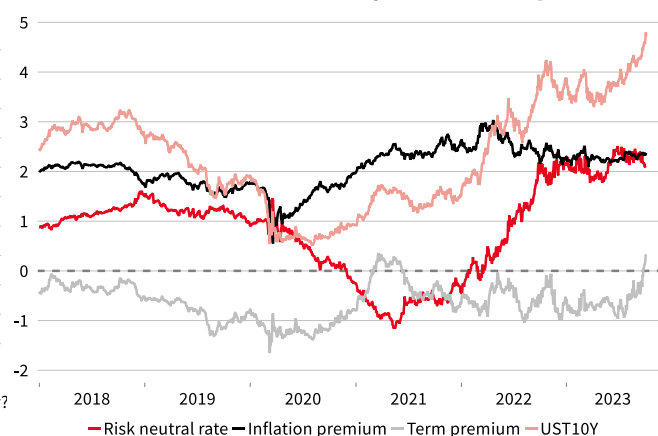
Central banks still sounding hawkish. The world's main central banks all announced pauses in their rate cycle in September except for the ECB, which unexpectedly put through another quarter-point hike. However, the tone of their comments has remained markedly hawkish. Banks have been keen to signal their willingness to keep rates high for an extended period and to continue reducing their balance sheets. This hard line reflects fears that the easing of inflation seen in the last quarter may not endure, given the labour market tightness and risks of energy inflation. In the first half of the year, bond markets tended to shrug off this tone, but the persistently strong US economy and further hawkish messaging from central banks have forced them to rethink, pushing up yields. This is most evident in the return into positive territory of the US 10-year bonds term premium and in markets no longer expecting rate cuts in the next few quarters.

A more challenging backdrop for public finances. The final factor driving the jump in bond yields is the deterioration in public finances. The US federal deficit has expanded to 8% of GDP (Q2 2023) amid strong growth with the Treasury scheduled to place USD 1 trillion during Q3 2023. Moreover, political governance in the United States continues to worsen, reducing the likelihood of a clear-cut fiscal adjustment. In Europe, the fiscal outlook remains challenging for both France and Italy.

United States: Real GDP growth



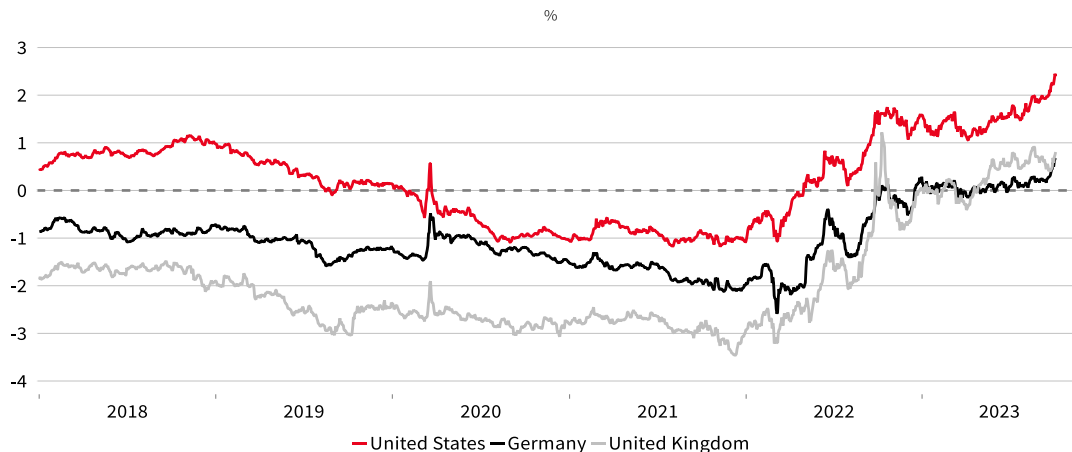
United States: 10Y Treasury rate decomposition



WE MAINTAIN OUR CENTRAL SCENARIO OF RESILIENT BUT WEAKER ECONOMY

Renewed tightening in monetary conditions. Central banks have been tightening monetary conditions for many quarters now and the main result has been a rise in real interest rates. We believe central banks have reached their interest rate peak and are likely to keep them at this level over the coming quarters. The latest increase in bond yields should therefore lead to a further tightening of credit conditions, making it harder and costlier for households and firms to borrow.

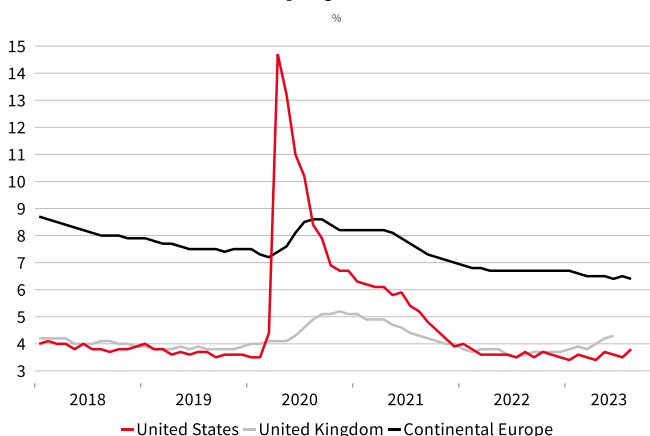
Real interest rates (10Y sovereign yield-10Y inflation breakeven)



Sources: SGPB, Macrobond, Macrobond, U.S. Department of Treasury 04/10/2023

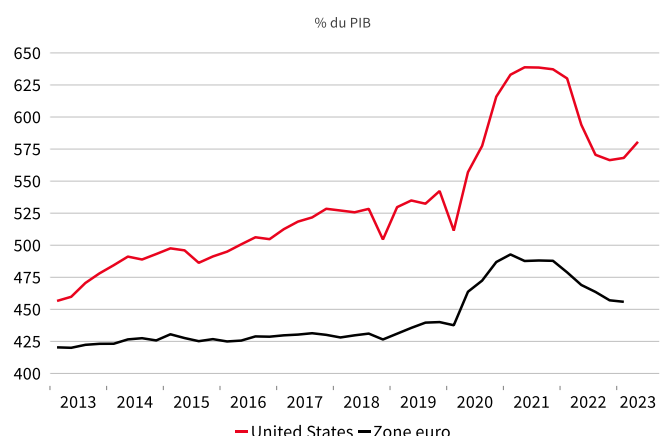
Mitigating factors are still at work, particularly in the United States. Economies have so far held up well against the monetary tightening, particularly the US economy which continues to surprise positively. Companies and households can still count on their healthy balance sheet to mitigate the clampdown on credit. For one thing, thanks to a large proportion of their debt at fixed rate or at medium- and long-term maturity, higher interest rates has only partly fed through to households and corporate. For another, in the United States and - to a lesser extent - in the euro zone households still have more net wealth (assets minus liabilities) than before Covid. Meanwhile, robust labour markets and the ongoing easing of inflation continue to boost purchasing power. Having said that, we are likely to see clearer signs of a slowdown in coming months, due not only to monetary tightening but also to fiscal adjustment measures that may be stepped up before too long.

Unemployment rate



Sources: SGPB, Macrobond, Eurostat, ONS, BLS 08/2023

Households net worth



Sources: SGPB, Macrobond, Fed, BEA, ECB, Eurostat 2023 Q2

RISKS OF A TIGHTER FISCAL STANCE, NOTABLY IN THE EURO ZONE

Public finances back in the spotlight. The latest narrowly averted “shutdown” of the US government and the announcement of the 2024 draft budgetary plans for France and Italy have put public finances back in the spotlight. This, just as the cost of public sector debt is being driven up by higher debt ratios and higher rates.

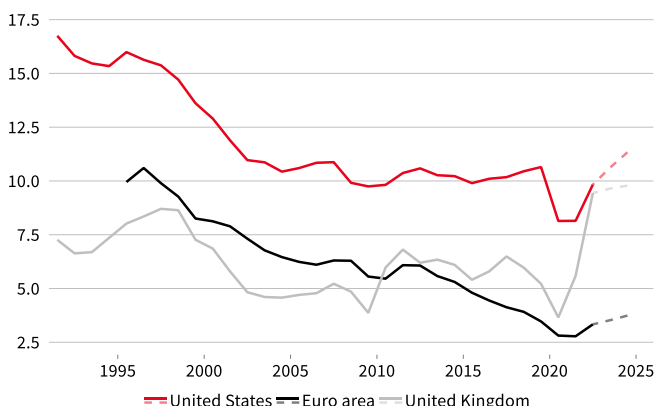
No short-term funding issue in the United States, the euro zone as a whole or the United Kingdom. The major economies have increased the maturity of their debt over the past ten to fifteen years to around 7 years in the US or the main euro area countries and 14 years in the UK. This should help smooth the impact of higher interest rates. Moreover, nominal GDP growth (real growth plus inflation) continue at a fairly robust pace – albeit less so than in 2021-23. This means the big developed economies can count on a positive “snowball effect”: all else being equal when nominal GDP grows faster than debt service costs it results in falling debt/GDP ratios – unless public deficits (excluding interest payments) are too large.

But countries with larger public debt are more vulnerable. Several euro zone countries – e.g. France, Italy, Spain and Belgium - are getting closer to the point where their public sector debt could start to snowball negatively (i.e. lock into a self-reinforcing uptrend) unless offset by significant budget surpluses (ex interest). Note that these countries are currently making efforts to rein in their budgets after several years of exceptional spending on Covid and the energy crisis. But the process is proving very gradual. The recent rise in bond yields could crank up the pressure further, potentially forcing them to take more drastic fiscal adjustment measures.

Long-term fiscal adjustments and/or reforms are essential. The ageing population means that public sector spending on healthcare and pensions will be driven inexorably upward in coming years. This comes on top of the costs of fighting climate change. As a result, the issue of debt sustainability is here to stay. Governments will have to push through economic reforms to boost growth, structurally improve public sector efficiency and either rein in discretionary spending or raise taxes.

Public debt service

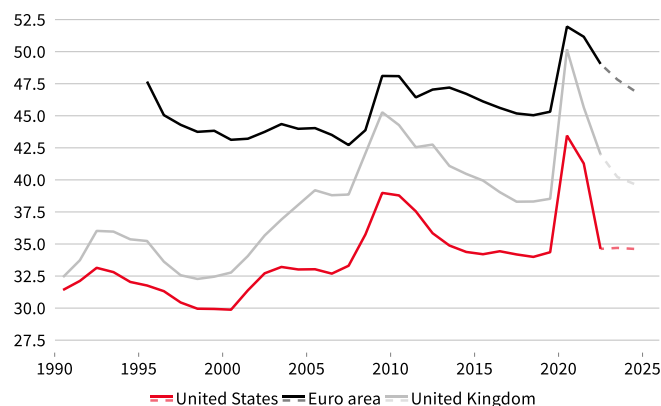
As % of public expenditures, European Commission forecast



Sources: SGPB, Macrobond, DG ECFIN 2024

Primary public expenditures

% of GDP, European Commission forecast



Sources: SGPB, Macrobond, DG ECFIN 2024

WE ARE STANDING BY OUR STRATEGY IN TURBULENT MARKETS

A less favourable momentum in equity markets. When crude oil prices first took off in early September, equity markets - except energy sectors - fell sharply. This slide was then exacerbated by the accelerating rise in yields. European equity markets are now below their 200-day moving averages and US markets are close to it, a level that is traditionally a harbinger of persistent weakness.

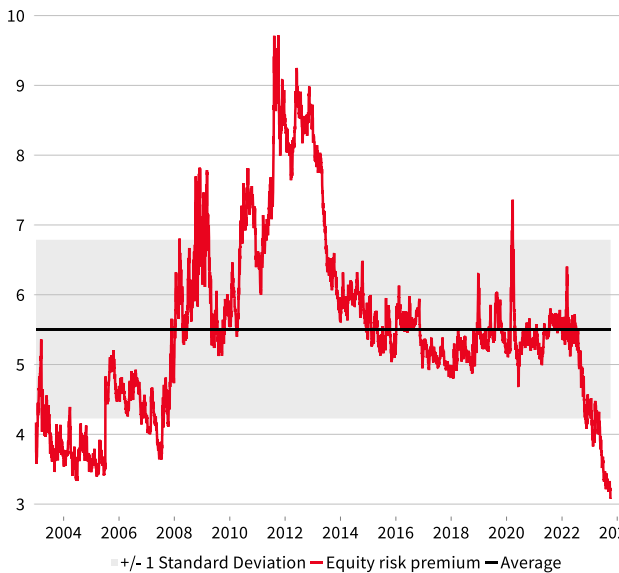
But market valuations are broadly unchanged. In both absolute terms (price/earnings) and relative to the 10-year bond yield (risk premium), US equity markets were already expensive before the latest market turmoil, though not unprecedentedly so. European markets looked more attractive on a P/E basis but were also trading on historically high equity risk premiums. However, the recent drop in equity and debt markets has not been large enough to radically affect these valuations nor their relative attractiveness.

Broad-based decline in equities. Since mid-September, the downward trend has spread to all sectors, though structurally high leverage sectors (e.g. utilities) or sensitive to consumption have been hit the hardest.

We are therefore standing by our balanced positioning in equity and fixed income, still preferring the US markets. Our diversified stance should continue to provide some protection if the current turbulence persists, while also catching any potential rebound in equity markets. We still prefer the United States markets which stand to gain from the better economic outlook.

MSCI USA: Equity risk premium

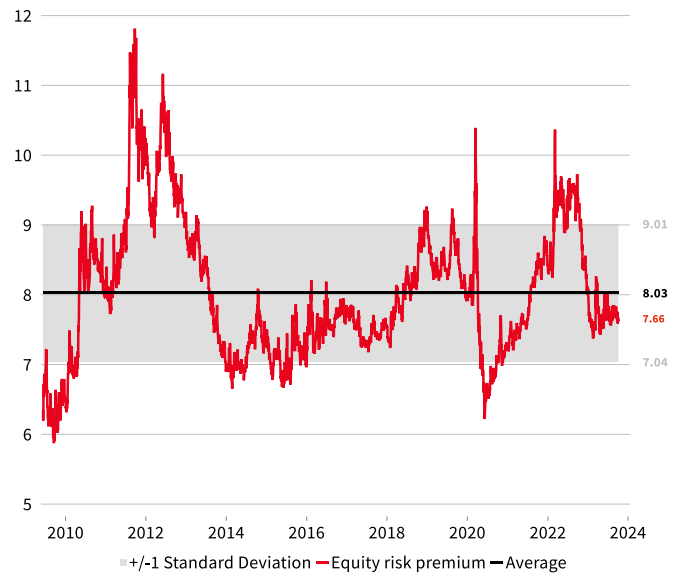
Equity earnings yields adjusted for UST10Y real rate



Sources: SGPB, Macrobond, U.S. Department of Treasury, Macrobond 04/10/2023

MSCI Europe: Equity risk premium

Earnings yields adjusted for Bund10Y real rate



Sources: SGPB, Macrobond, Macrobond, ECB 04/10/2023

IMPORTANT INFORMATION – PLEASE READ

GENERAL INFORMATION

This document is a marketing communication issued by Société Générale Private Banking which is the business line of the Société Générale Group operating through its headquarters within Société Générale S.A. in France and its network (departments or separate legal entities (branches or subsidiaries), hereinafter the “Entities”), located on the various below-mentioned territories, acting under the brand name "Societe Generale Private Banking" and distributors of the present document.

In accordance with MiFID as implemented in France, this publication should be treated as a marketing communication providing general investment recommendations. This document has not been prepared in accordance with regulatory provisions designed to promote the independence of investment research and Societe Generale, as an investment services provider, is not subject to any prohibition on dealing in the products mentioned herein before the dissemination of this document.

Reading this document requires skills and expertise to understand the financial markets and the economic and financial information included. If it is not the case, please contact your private banker to no longer be a recipient of this document. Otherwise, we should consider that you have all the required skills to understand the document. In case you no longer wish to receive the document, please inform by written your private banker who will take all the necessary measures.

This material has been prepared solely for informational purposes and has no contractual value.

This material does not constitute an offer of purchase, sale, or subscription in any of the asset classes presented herein, nor a solicitation of such an offer, nor is it an offer to invest in asset classes. Nothing in this document should be construed as constituting investment advice or personal recommendation to any investor or its agent. Information contained herein is not intended to provide a basis on which to make an investment decision.

Any investment may have tax consequences and Société Générale Private Banking and its Entities do not provide tax advice. The level of taxation depends on individual circumstances and tax levels and bases may change. In addition, this document is not intended to provide accounting, tax or legal advice and should not be relied upon for accounting, tax or legal purposes. Independent advice should be sought where appropriate.

The accuracy, completeness or relevance of the information provided is not guaranteed although it has been drawn from sources believed to be reliable. The information and opinions expressed in this document were produced as at the date of writing and are subject to change without notice.

This material has not been prepared regarding specific investment objectives, financial situations, or the particular needs of any specific entity or person. Investors should make their own appraisal of the risks and should seek their own financial and legal advice regarding the appropriateness of investing in any asset classes or participating in any investment strategy.

The asset classes presented herein may be subject to restrictions regarding certain persons or in certain countries under national regulations applicable to said persons or in said countries. It is the responsibility of any person in possession of this document to inform themselves and to comply with the legal and regulatory provisions of the relevant jurisdiction. This document is not intended for distribution to any person or in any jurisdiction where such distribution would be restricted or illegal. In particular, it may not be distributed in the United States, nor may it be distributed, directly or indirectly, in the United States or to any US Person.

GENERAL RISKS

Some of the asset classes mentioned may present various risks, imply a potential loss of the entire amount invested or even an unlimited potential loss, and may therefore only be reserved for a certain category of investors, and/or only be suitable for well-informed investors who are eligible for these asset classes. In addition, these asset classes must comply with the Societe Generale Group's Code of Tax Conduct.

The price and value of investments and the income derived from them may go down as well as up. Changes in inflation, interest rates and exchange rates may adversely affect the value, price and income of investments denominated in a currency other than that of the client. Any simulations and examples contained in this document are provided for illustrative purposes only. This information is subject to change because of market fluctuations, and the information and opinions contained herein may change. Société Générale Private Banking and its Entities do not undertake to update or amend this document and will not assume any liability in this regard.

This document is for information purposes only and investors should make their investment decisions without relying on this document. Société Générale Private Banking and its Entities shall not be liable for any direct or indirect loss arising from any use of this document or its contents. Société Générale Private Banking and its Entities do not make any warranty, express or implied, as to the accuracy or completeness of this information or as to the profitability or performance of any asset class, country, or market.

Past performance is not a reliable indicator of future results. The value of an investment is not guaranteed, and the valuation of investments may fluctuate.

IMPORTANT INFORMATION – PLEASE READ

Forecasts of future performance are based on assumptions which may not materialized. The scenarios presented are an estimate of future performance based on evidence from the past on how the value of this investment varies, and/or current market conditions and are not an exact indicator. What investors will get will vary depending on how the market performs and how long they keep the investment/product. Future performance is subject to taxation which depends on the personal situation of each investor and which may change in the future.

For a more complete definition and description of the risks, please refer to the prospectus of the product or other legal information document as the case may be (as applicable) before making any final investment decisions.

This document is confidential, intended exclusively for the person to whom it is addressed, and may not be communicated or made known to third parties (except for external advisers and provided that they themselves respect confidentiality), nor reproduced in whole or in part, without the prior written agreement of Société Générale Private Banking and its Entities.

CONFLICTS OF INTEREST

The Societe Generale Group maintains an effective administrative organization that takes all necessary measures to identify, control and manage conflicts of interest. To this end, Societe Generale Private Banking and its Entities have put in place a conflict of interest policy to prevent conflicts of interest, including information Chinese walls.

This document contains the views of SGPB teams. Société Générale trading desks may trade, or have traded, as principal on the basis of the expert(s) views and reports. In addition, SGPB teams receive compensation based, in part, on the quality and accuracy of their analysis, client feedback, revenues of their entity of the Société Générale group and competitive factors.

As a general matter, entities within the Société Générale group may make a market or act as a principal trader in securities referred to in this report and can provide banking services to the companies mentioned in that document, and to their subsidiary. Entities within the Société Générale group may from time-to-time deal in, profit from trading on, hold on a principal basis, or act as advisers or brokers or bankers in relation to securities, or derivatives thereof, or asset class(es) mentioned in this document.

Entities within the Société Générale group may be represented on the supervisory board or on the executive board of such persons, firms or entities.

Employees of the Société Générale group, or persons/entities connected to them, may from time to time have positions in or hold any of the investment products/ asset class(es) mentioned in this document.

Société Générale may acquire or liquidate from time-to-time positions in the securities and/or underlying assets (including derivatives thereof) referred to herein, if any, or in any other asset, and therefore any return to prospective investor(s) may directly or indirectly be affected.

Entities within the Société Générale group are under no obligation to disclose or consider this document when advising or dealing with or on behalf of customers.

In addition, Société Générale may issue other reports that are inconsistent with and reach different conclusions from the information presented in this report and is under no obligation to ensure that such other reports are brought to the attention of any recipient of this report.

Société Générale group maintains and operates effective organisational and administrative arrangements taking all reasonable steps to identify, monitor and manage conflicts of interest. Société Générale Private Banking and its Entities have put in place a management of conflicts of interest policy designed to prevent conflicts of interest giving rise to a material risk of damage to the interests of its clients. For further information, please refer to the management of conflicts of interest's policy, which was provided.

SPECIFIC INFORMATION PER JURISDICTION

France : Unless expressly stated otherwise, this document is published and distributed by Société Générale, a credit institution providing investment services authorised by and under the prudential supervision of the European Central Bank ("ECB") (located at ECB Tower, Sonnemannstraße 20, 60314 Frankfurt am Main, Germany) within the Single Supervisory Mechanism and supervised by the Autorité de Contrôle Prudentiel et de Résolution (located at 4, Place de Budapest, CS 92459, 75436 Paris Cedex 09) and the Autorité des Marchés Financiers ("AMF") (located at 17 Pl. de la Bourse, 75002 Paris). Societe Generale is also registered with the ORIAS as an insurance intermediary under the number 07 022 493 orias.fr.

Societe Generale is a French public limited company with a capital of EUR 1 010 261 206,25 as of February 1st, 2023, whose registered office is located at 29 boulevard Haussmann, 75009 Paris, and whose unique identification number is 552 120 222 R.C.S. Paris. Further details are available on request or at www.privatebanking.societegenerale.com

IMPORTANT INFORMATION – PLEASE READ

Luxembourg: This document is distributed in Luxembourg by Societe Generale Luxembourg, a credit institution which is authorized and regulated by the Commission de Surveillance du Secteur Financier (“CSSF”) under the prudential supervision of the European Central Bank- ECB, and whose head office is located at 11, avenue Emile Reuter – L 2420 Luxembourg. Further details are available on request or can be found at <https://www.societegenerale.lu/>. No investment decision whatsoever may result from solely reading this document. Societe Generale Luxembourg accepts no responsibility for the accuracy or otherwise of information contained in this document. Societe Generale Luxembourg accepts no liability or otherwise in respect of actions taken by recipients on the basis of this document only and Societe Generale Luxembourg does not hold itself out as providing any advice, particularly in relation to investment services. The opinions, views and forecasts expressed in this document (including any attachments thereto) reflect the personal views of the author(s) and do not reflect the views of any other person or Societe Generale Luxembourg unless otherwise mentioned. Societe Generale Luxembourg has neither verified nor independently analyzed the information contained in this document. The Commission de Surveillance du Secteur Financier has neither verified nor independently analysed the information contained in this document.

Monaco: The present document is distributed in Monaco by Societe Generale Private Banking (Monaco) S.A.M., located 11 avenue de Grande Bretagne, 98000 Monaco, Principality of Monaco, governed by the ‘Autorité de Contrôle Prudentiel et de Résolution’ and the ‘Commission de Contrôle des Activités Financières’. The financial products marketed in Monaco can be reserved for qualified investors in accordance with the Law No. 1339 of 07/09/2007 and Sovereign Ordinance No 1.285 of 10/09/2007. Further details are available upon request or on www.privatebanking.societegenerale.com.

Switzerland: This document is an advertising according to the Financial Services Act (“FinSA”). It is distributed in Switzerland by Societe Generale Private Banking (Suisse) SA (“SGPBS”), whose head office is located rue du Rhône 8, CH-1204 Geneva. SGPBS is a bank authorized by the Swiss Financial Market Supervisory Authority (“FINMA”). This document was prepared outside of Switzerland. Consequently, the Directives of the “Association Suisse des Banquiers” (ASB) on the independence of investment research do not apply to this document.

Nothing contained herein shall constitute, or shall be deemed to constitute, investment advice or a recommendation by SGPBS. This document does not offer an opinion or a recommendation on a specific company or security. SGPBS has neither verified nor independently analyzed the information contained in this document. SGPBS accepts no responsibility for the accuracy or otherwise of information contained in this document. The opinions, views and forecasts expressed in this document reflect the personal views of the author(s) and SGPBS accepts no liability for it. Users are advised to seek professional advice before applying any information contained in this document to their own particular circumstances.

This document does not constitute a prospectus pursuant to articles 652a and 1156 of the “Code Suisse des obligations”. The financial products, including collective investment schemes and structured products referred to in this document can only be offered in compliance with the FinSA. Further details are available on request or can be found at www.privatebanking.societegenerale.com.

This document is not distributed neither by SG Kleinwort Hambros Bank Limited in the United Kingdom, nor by its branches in Jersey, Guernsey and Gibraltar together operating through the brand name “SG Kleinwort Hambros”. Consequently, the information and potential offers, activities and financial information contained in this document do not apply to these entities and may neither be authorized by these entities or adapted on these territories. Further information on the activities of the private banking entities of Société Générale located in the territories of the United Kingdom, the Channel Islands and Gibraltar, including additional legal and regulatory details can be found at: www.kleinworthambros.com.

© Copyright Societe Generale Group 2021. All rights reserved. Any unauthorised use, duplication, redistribution or disclosure in whole or in part is prohibited without the prior consent of Societe Generale. The key symbols, Societe Generale, Societe Generale Private Banking and Kleinwort Hambros are registered trademarks of Societe Generale. All rights reserved.